
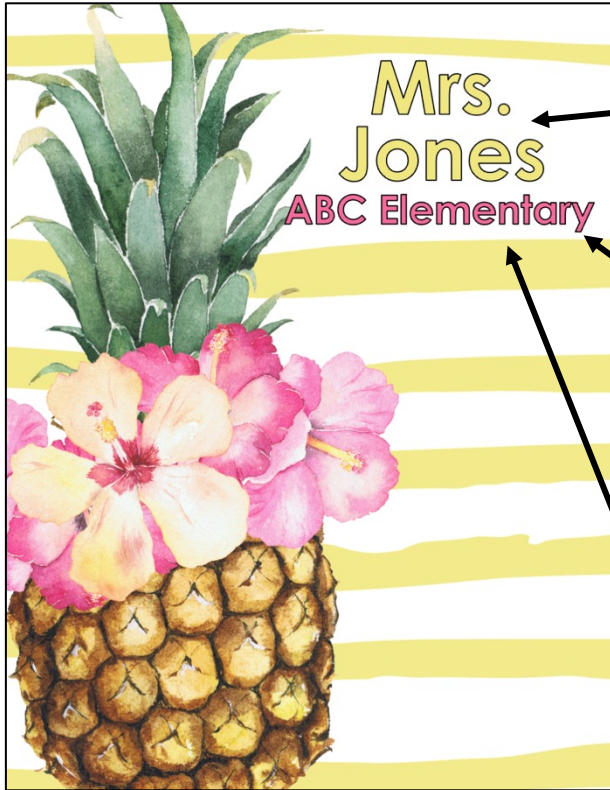


# PRINTABLE TEACHER PLANNER

Everything you need to **actually**  
**stay organized** this school year all **in one place!**



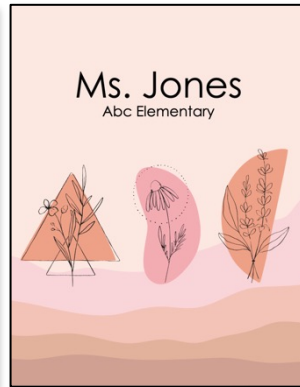
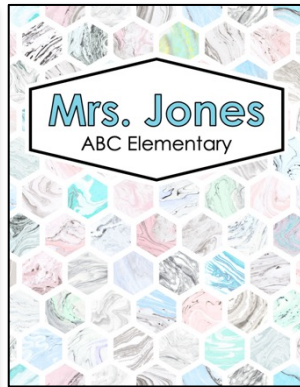
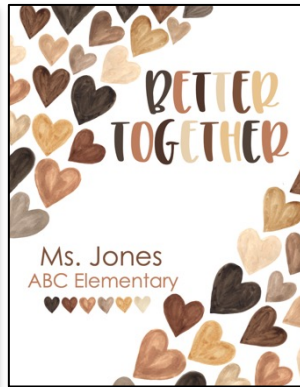


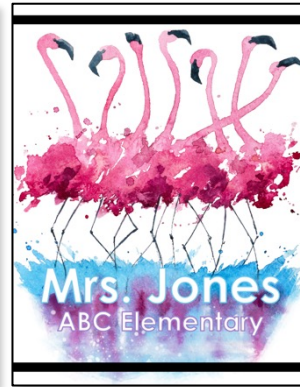

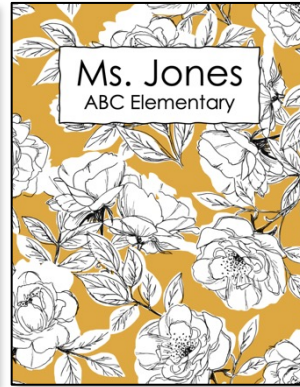


# Create a style all **your own** with over **35 gorgeous and editable covers** included.




Add your name

Add your school or year

Change the font size, color, and even the font itself!




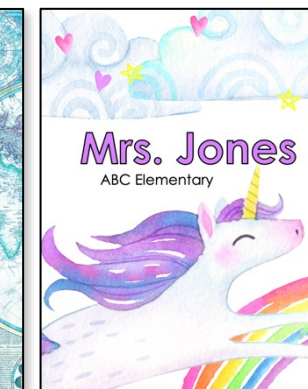


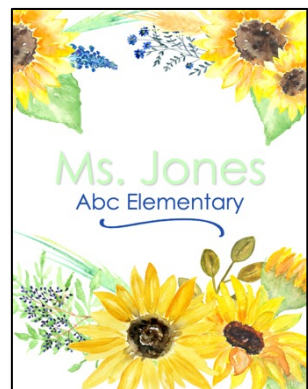
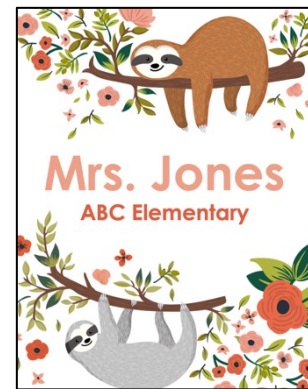
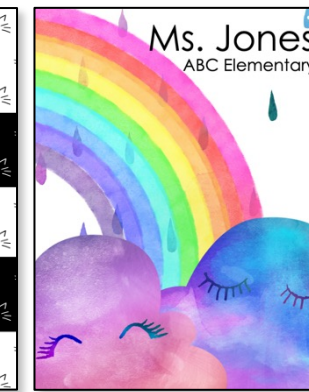


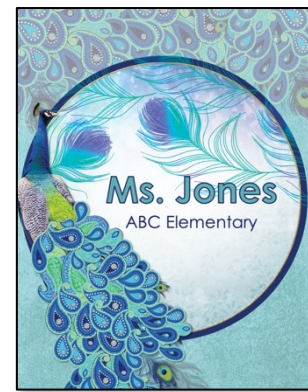
# Create a style all **your own** with over **35 gorgeous and editable covers** included.



**Add  
your  
name**


**Add  
your  
school  
or year**

**Change the  
font size,  
color, and  
even the  
font itself!**

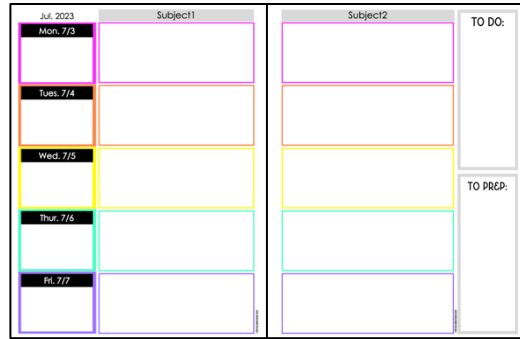


# Finally, a planner that meets **your needs**.

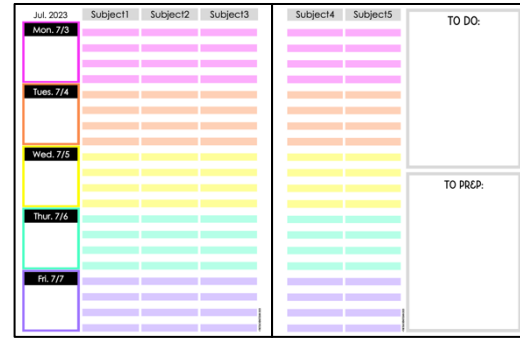
## 24 fully-dated for 2023-2024 lesson plan layouts included.



Vertical Days / 2 Subjects / Lined



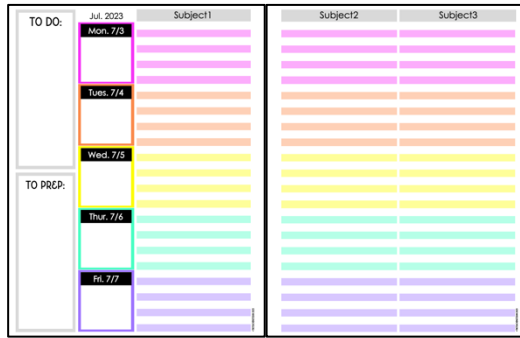
Vertical Days / 2 Subjects / Unlined



Vertical Days / 5 Subjects / Lined



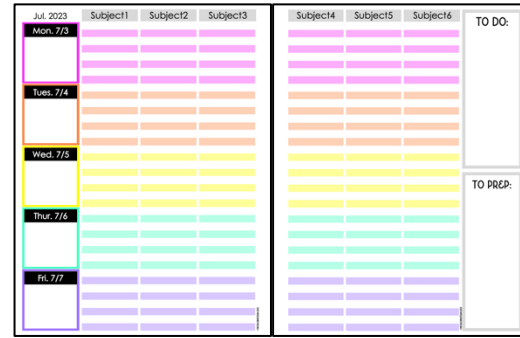
Vertical Days / 5 Subjects / Unlined



Vertical Days / 3 Subjects / Lined




Vertical Days / 3 Subjects / Unlined



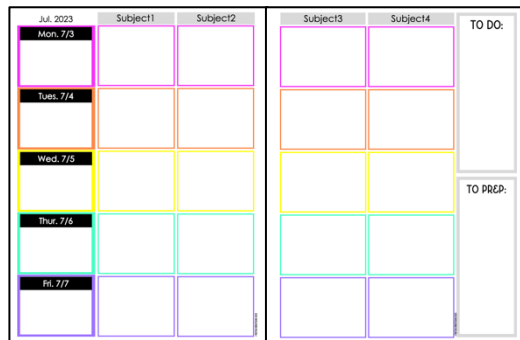
Vertical Days / 6 Subjects / Lined



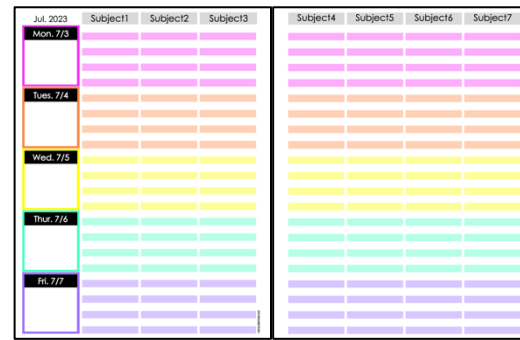
Vertical Days / 6 Subjects / Unlined



Vertical Days / 4 Subjects / Lined



Vertical Days / 4 Subjects / Unlined



Vertical Days / 7 Subjects / Lined



Vertical Days / 7 Subjects / Unlined

# Finally, a planner that meets **your needs**.

24 fully-dated for 2023-2024 lesson plan layouts included.

A lesson plan page with a grid for two subjects. The left column is labeled 'Subject 1' and the right column is labeled 'Subject 2'. The grid has 5 rows for each subject, with horizontal lines. The days are Mon. 7/3, Tues. 7/4, Wed. 7/5, Thur. 7/6, and Fri. 7/7. There are sections for 'TO DO:' and 'TO PREP:' on the right side.

Horizontal Days / 2 Subjects / Lined

A lesson plan page with a grid for two subjects. The left column is labeled 'Subject 1' and the right column is labeled 'Subject 2'. The grid has 5 rows for each subject, without horizontal lines. The days are Mon. 7/3, Tues. 7/4, Wed. 7/5, Thur. 7/6, and Fri. 7/7. There are sections for 'TO DO:' and 'TO PREP:' on the right side.

Horizontal Days / 2 Subjects / Unlined

A lesson plan page with a grid for five subjects. The left column is labeled 'Subject 1' through 'Subject 5'. The grid has 5 rows for each subject, with horizontal lines. The days are Mon. 7/3, Tues. 7/4, Wed. 7/5, Thur. 7/6, and Fri. 7/7. There are sections for 'TO DO:' and 'TO PREP:' on the right side.

Horizontal Days / 5 Subjects / Lined

A lesson plan page with a grid for five subjects. The left column is labeled 'Subject 1' through 'Subject 5'. The grid has 5 rows for each subject, without horizontal lines. The days are Mon. 7/3, Tues. 7/4, Wed. 7/5, Thur. 7/6, and Fri. 7/7. There are sections for 'TO DO:' and 'TO PREP:' on the right side.

Horizontal Days / 5 Subjects / Unlined

A lesson plan page with a grid for three subjects. The left column is labeled 'Subject 1', the middle column 'Subject 2', and the right column 'Subject 3'. The grid has 5 rows for each subject, with horizontal lines. The days are Mon. 7/3, Tues. 7/4, Wed. 7/5, Thur. 7/6, and Fri. 7/7. There are sections for 'TO DO:' and 'TO PREP:' on the right side.

Horizontal Days / 3 Subjects / Lined

A lesson plan page with a grid for three subjects. The left column is labeled 'Subject 1', the middle column 'Subject 2', and the right column 'Subject 3'. The grid has 5 rows for each subject, without horizontal lines. The days are Mon. 7/3, Tues. 7/4, Wed. 7/5, Thur. 7/6, and Fri. 7/7. There are sections for 'TO DO:' and 'TO PREP:' on the right side.

Horizontal Days / 3 Subjects / Unlined

A lesson plan page with a grid for six subjects. The left column is labeled 'Subject 1' through 'Subject 6'. The grid has 5 rows for each subject, with horizontal lines. The days are Mon. 7/3, Tues. 7/4, Wed. 7/5, Thur. 7/6, and Fri. 7/7. There are sections for 'TO DO:' and 'TO PREP:' on the right side.

Horizontal Days / 6 Subjects / Lined

A lesson plan page with a grid for six subjects. The left column is labeled 'Subject 1' through 'Subject 6'. The grid has 5 rows for each subject, without horizontal lines. The days are Mon. 7/3, Tues. 7/4, Wed. 7/5, Thur. 7/6, and Fri. 7/7. There are sections for 'TO DO:' and 'TO PREP:' on the right side.

Horizontal Days / 6 Subjects / Unlined

A lesson plan page with a grid for four subjects. The left column is labeled 'Subject 1', the second 'Subject 2', the third 'Subject 3', and the fourth 'Subject 4'. The grid has 5 rows for each subject, with horizontal lines. The days are Mon. 7/3, Tues. 7/4, Wed. 7/5, Thur. 7/6, and Fri. 7/7. There are sections for 'TO DO:' and 'TO PREP:' on the right side.

Horizontal Days / 4 Subjects / Lined

A lesson plan page with a grid for four subjects. The left column is labeled 'Subject 1', the second 'Subject 2', the third 'Subject 3', and the fourth 'Subject 4'. The grid has 5 rows for each subject, without horizontal lines. The days are Mon. 7/3, Tues. 7/4, Wed. 7/5, Thur. 7/6, and Fri. 7/7. There are sections for 'TO DO:' and 'TO PREP:' on the right side.

Horizontal Days / 4 Subjects / Unlined

A lesson plan page with a grid for seven subjects. The left column is labeled 'Subject 1' through 'Subject 7'. The grid has 5 rows for each subject, with horizontal lines. The days are Mon. 7/3, Tues. 7/4, Wed. 7/5, Thur. 7/20, and Fri. 7/21. There are sections for 'TO DO:' and 'TO PREP:' on the right side.

Horizontal Days / 7 Subjects / Lined

A lesson plan page with a grid for seven subjects. The left column is labeled 'Subject 1' through 'Subject 7'. The grid has 5 rows for each subject, without horizontal lines. The days are Mon. 7/3, Tues. 7/4, Wed. 7/5, Thur. 7/20, and Fri. 7/21. There are sections for 'TO DO:' and 'TO PREP:' on the right side.

Horizontal Days / 7 Subjects / Unlined



# Did we mention... plan how you like to?

## WEEK AT A GLANCE

Week:	To Do:
Sunday	
Monday	
Tuesday	
Wednesday	
Thursday	
Friday	
Saturday	

Coming Up:

## AUG AT A GLANCE

August 2023							To Do:
S	M	T	W	T	F	S	
		1	2	3	4	5	
6	7	8	9	10	11	12	
13	14	15	16	17	18	19	
20	21	22	23	24	25	26	
27	28	29	30	31			

Week 1	Week 2
<input type="checkbox"/>	<input type="checkbox"/>
<input type="checkbox"/>	<input type="checkbox"/>
<input type="checkbox"/>	<input type="checkbox"/>

Week 3	Week 4
<input type="checkbox"/>	<input type="checkbox"/>
<input type="checkbox"/>	<input type="checkbox"/>
<input type="checkbox"/>	<input type="checkbox"/>

Coming Up:

## Curriculum maps by...

A curriculum map showing months from July to June. A yellow arrow labeled 'year' points across the months from January to February.

A curriculum map showing weeks 1 through 16. A yellow arrow labeled 'semester' points across weeks 4 through 12.

A curriculum map showing weeks 1 through 17. A yellow arrow labeled 'quarter' points across weeks 10 through 12.

Like to lay out your plans with a **week at-a-glance** or **month at-a-glance**?  
You're covered, friend!

# Plus templates for...

### CLASS ROSTER

Name	Birthday	Allergies	Notes

### PULL-OUT SCHEDULE

Monday	Tuesday	Wednesday
Thursday	Friday	Notes

### HAPPY BIRTHDAY

July	August	September
October	November	December
January	February	March
April	May	June

### MY PASSWORD KEEPER

Website	Username	Password

### STUDENT PASSWORDS

Website	Username	Password

### PD TRACKER

Date(s)	Conference / Session Title	Location	Hours	Notes

### DAILY SCHEDULE

Time	Subject	Notes

### STUDENT INFORMATION

Student Name:		Preferred Name:	
Birthdate:		Current Age:	
<input type="checkbox"/> Yes Does your child have any siblings? <input type="checkbox"/> No If yes, please list names here: _____			
Please list any allergies or health notes:			
Parent/Guardian 1 Name:	Parent/Guardian 1 Phone #:	Parent/Guardian 1 Email:	
Parent/Guardian 2 Name:	Parent/Guardian 2 Phone #:	Parent/Guardian 2 Email:	
Emergency Contact Name:		Emergency Contact Phone #:	
How will your child get home each day? Please check one below. <input type="checkbox"/> Walk <input type="checkbox"/> Bus <input type="checkbox"/> Parent pickup <input type="checkbox"/> Car rider			
Is there anything else you'd like me to know about your child?			

### PARENT COMMUNICATION

Date	Student	Contact Method	Reason for Contact	Status

### STUDENT PHOTOS





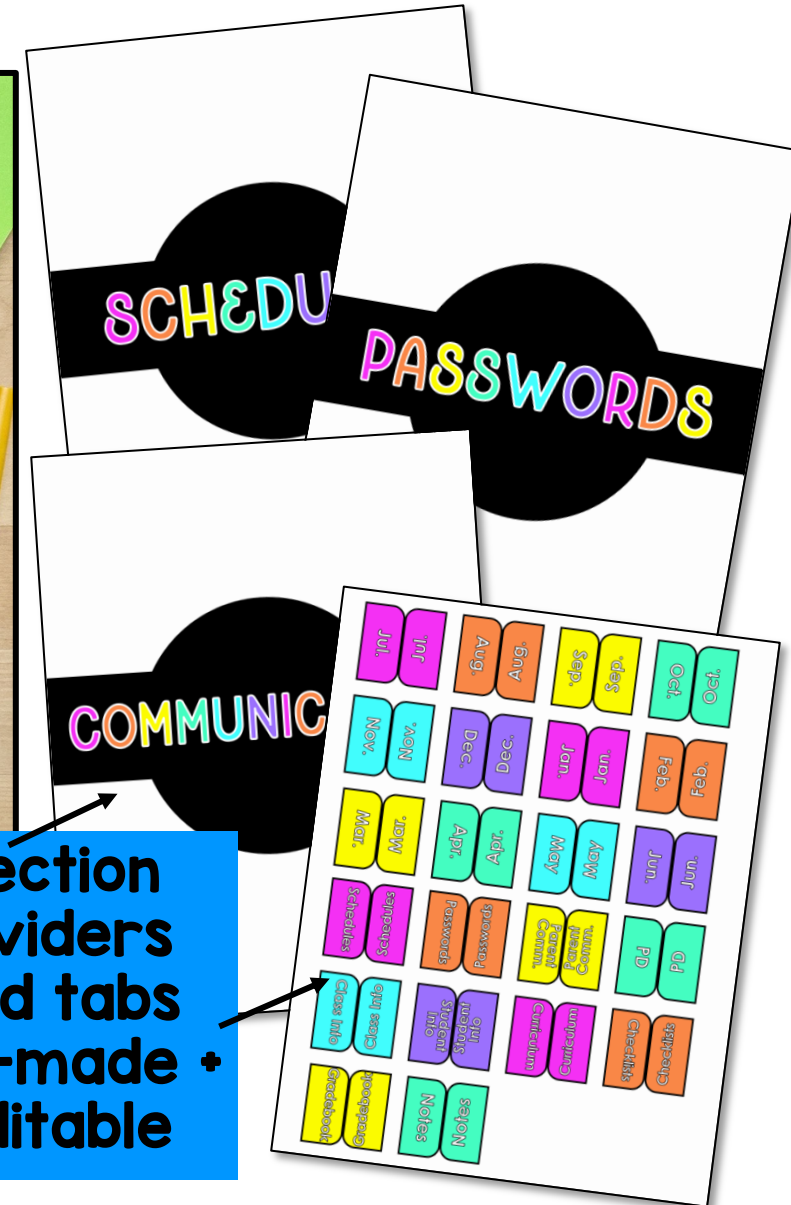
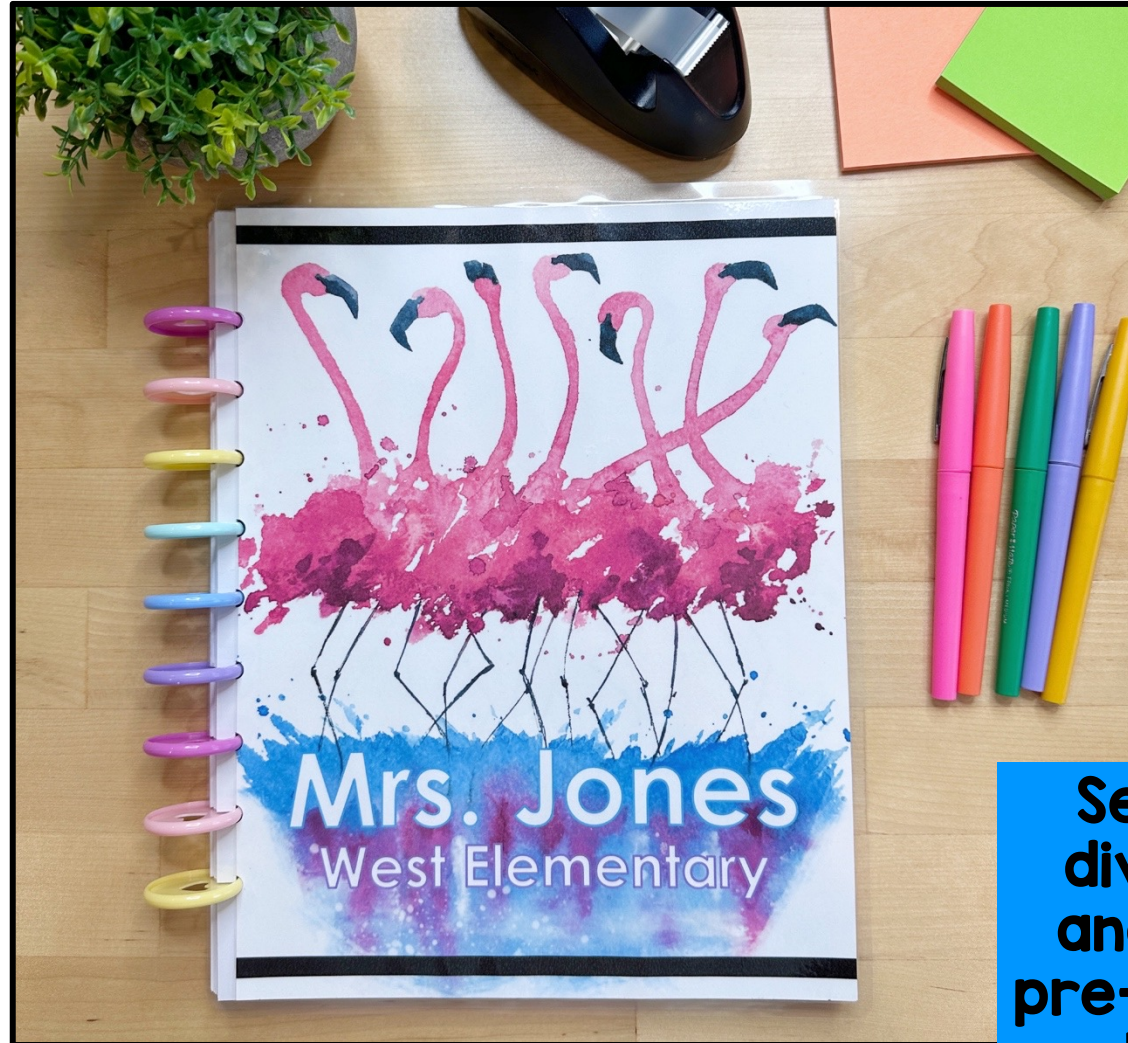

# Then... Put it together how you like!

**disc-bound  
system**

**binder**

**spiral  
binding**

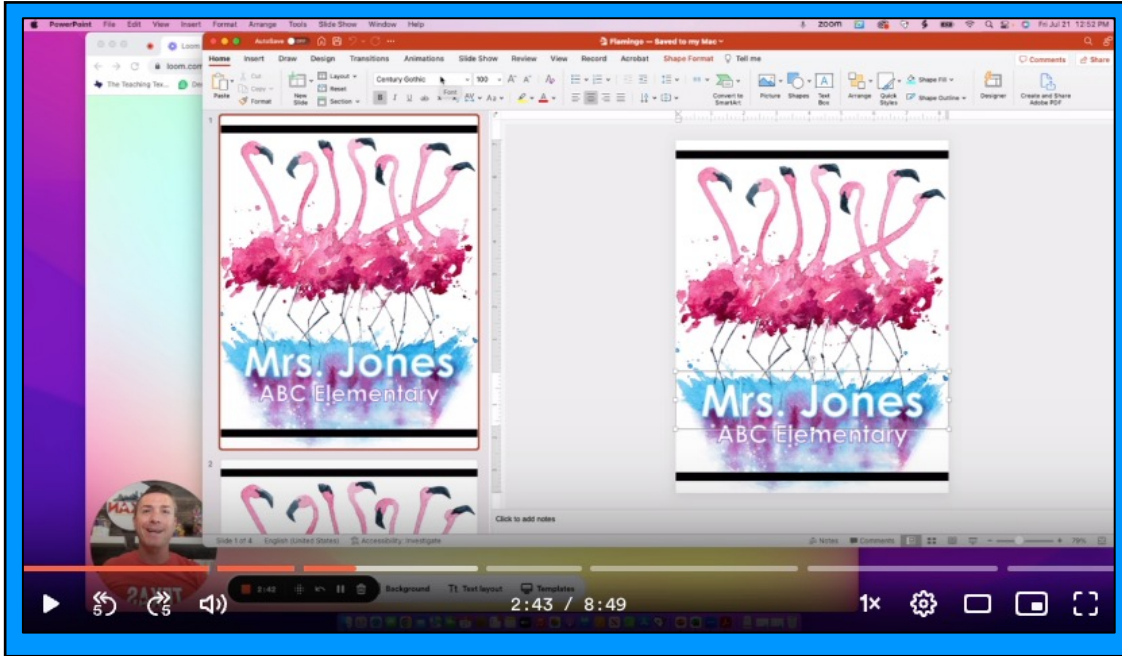
**loose  
leaf**



**Section  
dividers  
and tabs  
pre-made +  
editable**

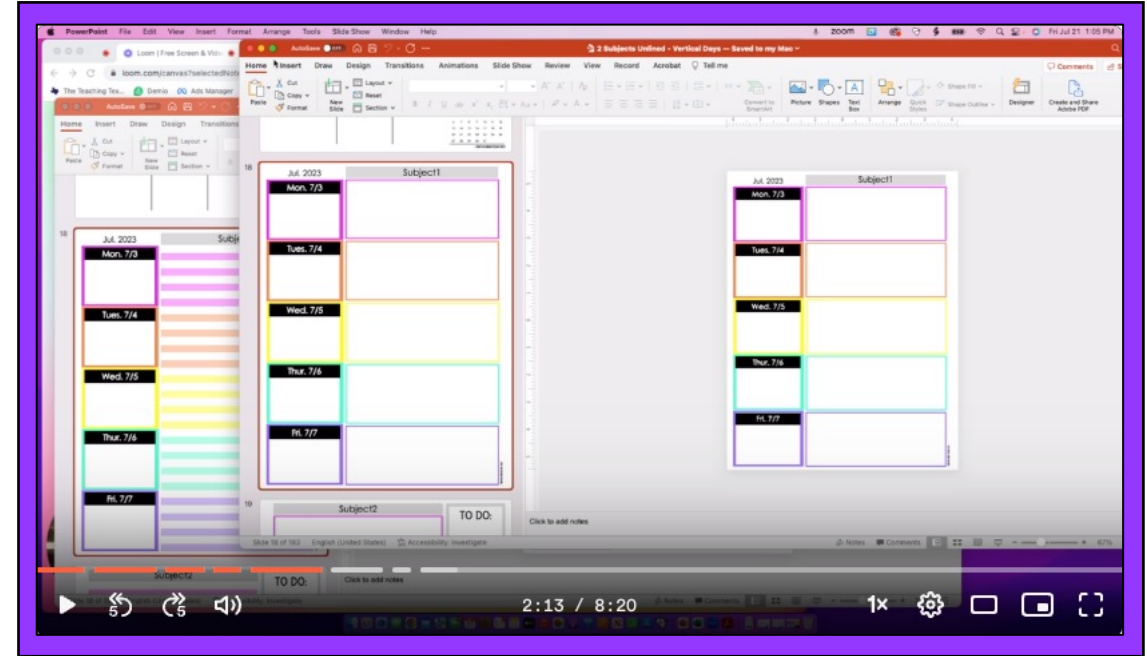
# Need help setting up your planner to print?

We've got you covered with **5 tutorial videos included.**

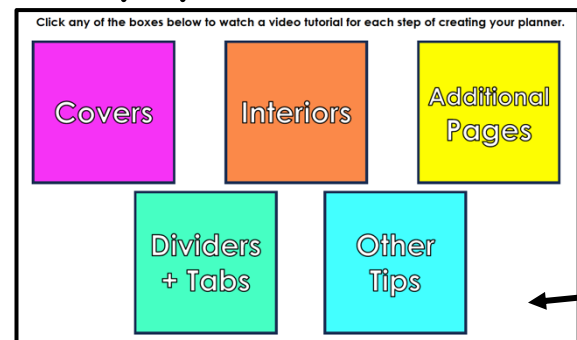


Each video tutorial walks you step-by-step through personalizing and printing your planner right on screen so you can see exactly what to do!

**Take the guesswork out of creating a planner that works for you!**



You'll also learn best practices for printing, paper to use for each step and more!



**Say hello to your personal how-to video library!**