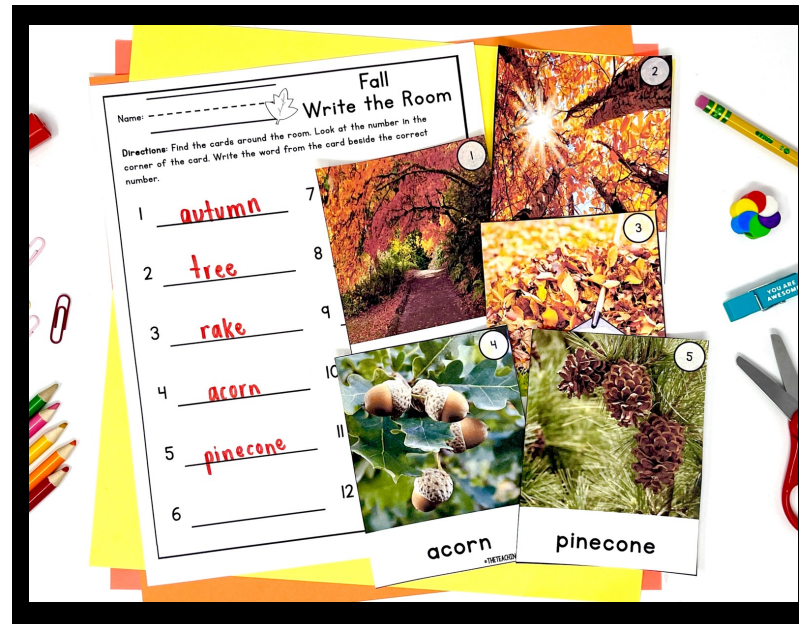
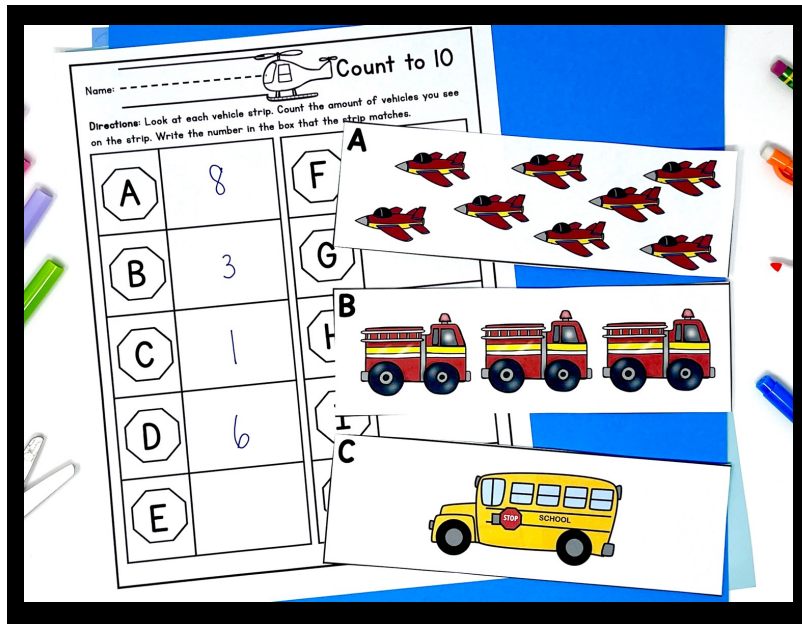


IGNITE A PASSION FOR LEARNING WITH LITTLE EXPLORERS

THEMATIC UNITS












Say **goodbye to scouring the internet** for resources for your thematic units. Everything you need to embark on a memorable learning experience, **all in one place.**

MENTOR TEXT WITHOUT A LIBRARY TRIP

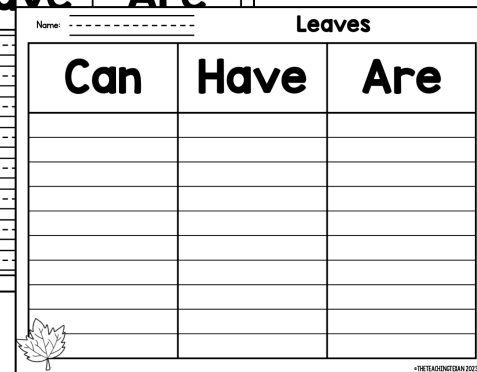
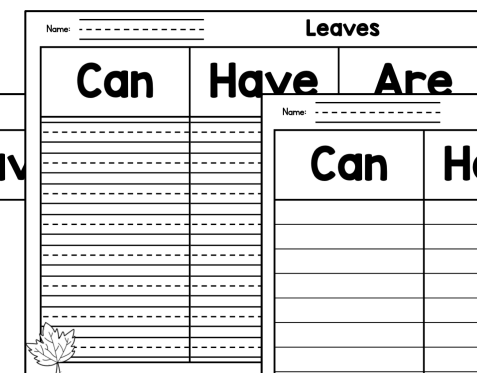
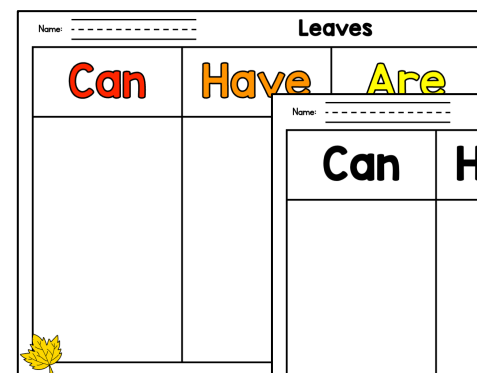
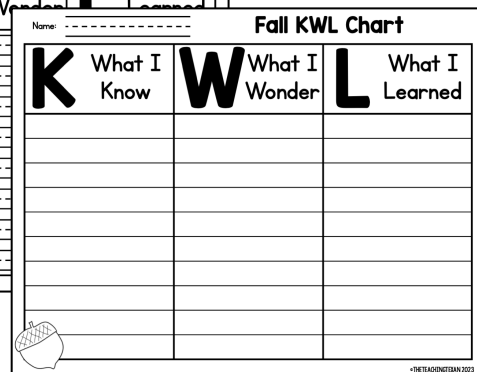
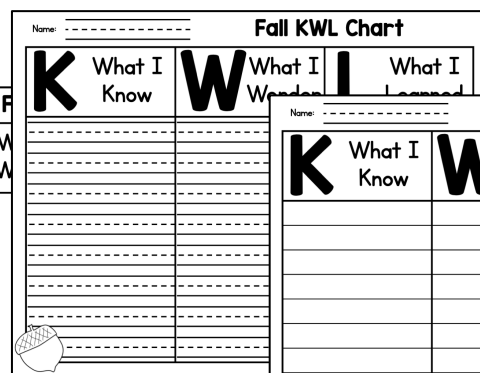
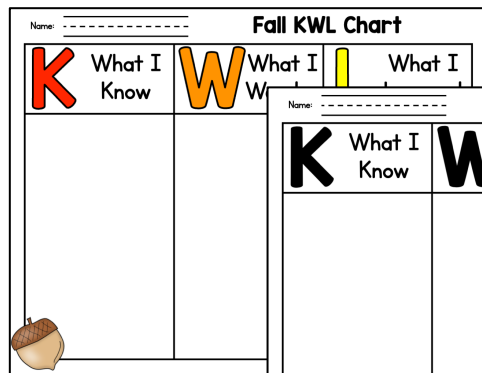
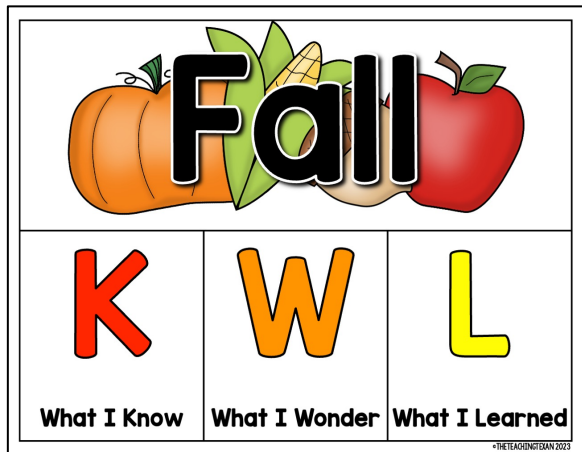


SQUIRRELS

Table of Contents What is a squirrel?..... 1 What do squirrels look like?..... 2 Where do squirrels live?..... 3	What is a squirrel?  Squirrels are small rodents. The squirrel family	What do squirrels look like?  They have big, bushy tails. Squirrels have short, soft fur that is gray, yellow, red, or even white!	
Where do squirrels live?  Squirrels live in all climates all over the world. They seek shelter in tree trunks, nests, dens, burrows or	What do squirrels eat?  Squirrels eat many things. They eat a	What do squirrels do?  Squirrels are called nature's gardeners because they spend their time searching for and hiding food. Once they have found food, they bury or	
Where do squirrels go in the winter?  You may have heard that some animals hibernate to survive a long, cold winter. Squirrels do not hibernate, instead, they rely on sheltered nests, dens, or burrows to survive the winter. Squirrels rest in nests, dens, or burrows with many other squirrels to preserve heat.	Types of Squirrels  There are around 285 different species of squirrel in the world. The most common squirrel is an Eastern Gray Squirrel. The rarest squirrel is the Albino Gray Squirrel. There are many species of flying squirrels, that don't actually fly. The folds of skin between their legs allow them to glide through the air after they jump.	Did you know?  A squirrel's front teeth never stop growing. Squirrels actually have to gnaw on things like tree bark or acorns to keep their teeth at the right length.	Did you know?  Squirrels are very sneaky critters. When they run, they zigzag to help them escape predators. Squirrels lose up to 25% of their food to thieves because of this, squirrels can pretend to bury a nut. They dig and cover up a hole, stashing the nut in their cheek.

Open the door to a new world for your Kindergarten students with stunning real-life images and easy-to-follow mentor text. Introduce the unit, research, and display in your classroom library.

PRINT AND GO ANCHOR CHARTS



We've all been there. Spending time searching for images of anchor charts for inspiration. **Reclaim your time** with anchor charts and graphic organizers that are **ready to go!**


VOCABULARY THAT COMES TO LIFE

The image features a central collage of educational materials. On the left, five vocabulary cards are displayed, each with a photo and a definition: 'classroom' (a room in a school where students learn, and a teacher teaches), 'teacher' (a person who helps students learn new things in a classroom), 'backpack' (a bag that students use to carry their books and school supplies), 'cafeteria' (a room in a school where students go to eat lunch), and 'desk' (a table in a classroom). In the center, a 'Write the Room' worksheet is shown with a list of numbers 1-6 and corresponding words: 1. classroom, 2. teacher, 3. student, 4. desk, 5. teacher, 6. student. The worksheet also includes a 'Name:' field and a small schoolhouse icon. To the right, several school supplies are scattered, including a blue backpack, a pink eraser, a pair of pink scissors, a glue stick, and various colored markers and pencils. On the far right, five more vocabulary cards are shown, each with a photo and a label: 'crayons', 'eraser', 'scissors', 'backpack', and 'cafeteria'. A small note at the bottom right of this section reads: '*Use in addition to or as a replacement for full-size vocab posters'. A copyright notice '© THE TEACHING DIAN 2023' is visible in the bottom right corner.

Increase student vocabulary the natural way. Crisp, real-life images **inspire**, **provoke curiosity** and lead to **authentic conversations**. Then, showcase learning with write the room.



INSPIRE A LOVE FOR POETRY & LANGUAGE

Going on a Trip



We are going on a trip,
let's get in and take the car.
If we're lucky we see a blimp,
or see a plane fly really far.

Driving up the coast is neat,
seeing boats pass by the shore.
Hot air balloon up in the air,
in the distance we watch it soar.



©THETEACHINGTEXAN 2023

Name: _____

Directions: Use the poem we've practiced together, the word list, and any other strategy that is helpful to you to fill in the missing words to the poem.

GOING ON A TRIP

We are going _____ a trip.
Let's get in _____ take the car.
If we're lucky we _____ a blimp,
or see _____ plane fly really far.

Driving up the coast _____ neat,
seeing boats pass by _____ shore.
Hot air balloon _____ in the air,
in the distance _____ watch it soar.

©THETEACHINGTEXAN 2023

Name: _____

Directions: Use the poem we've practiced together, the word list, and any other strategy that is helpful to you to fill in the missing words to the poem.

GOING ON A TRIP


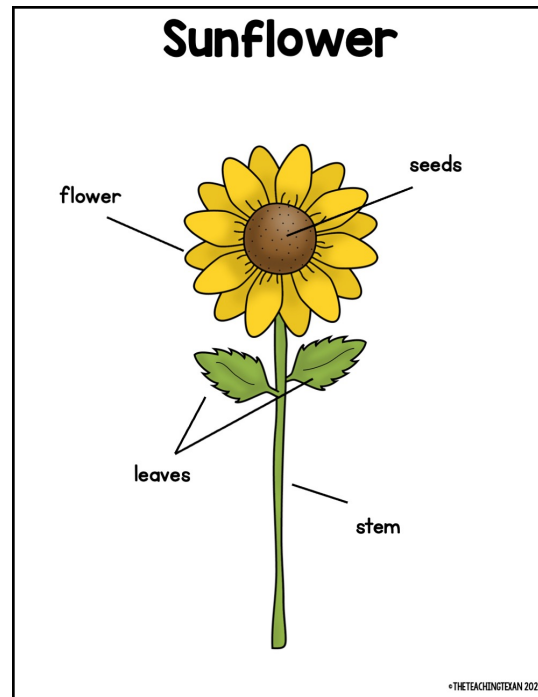
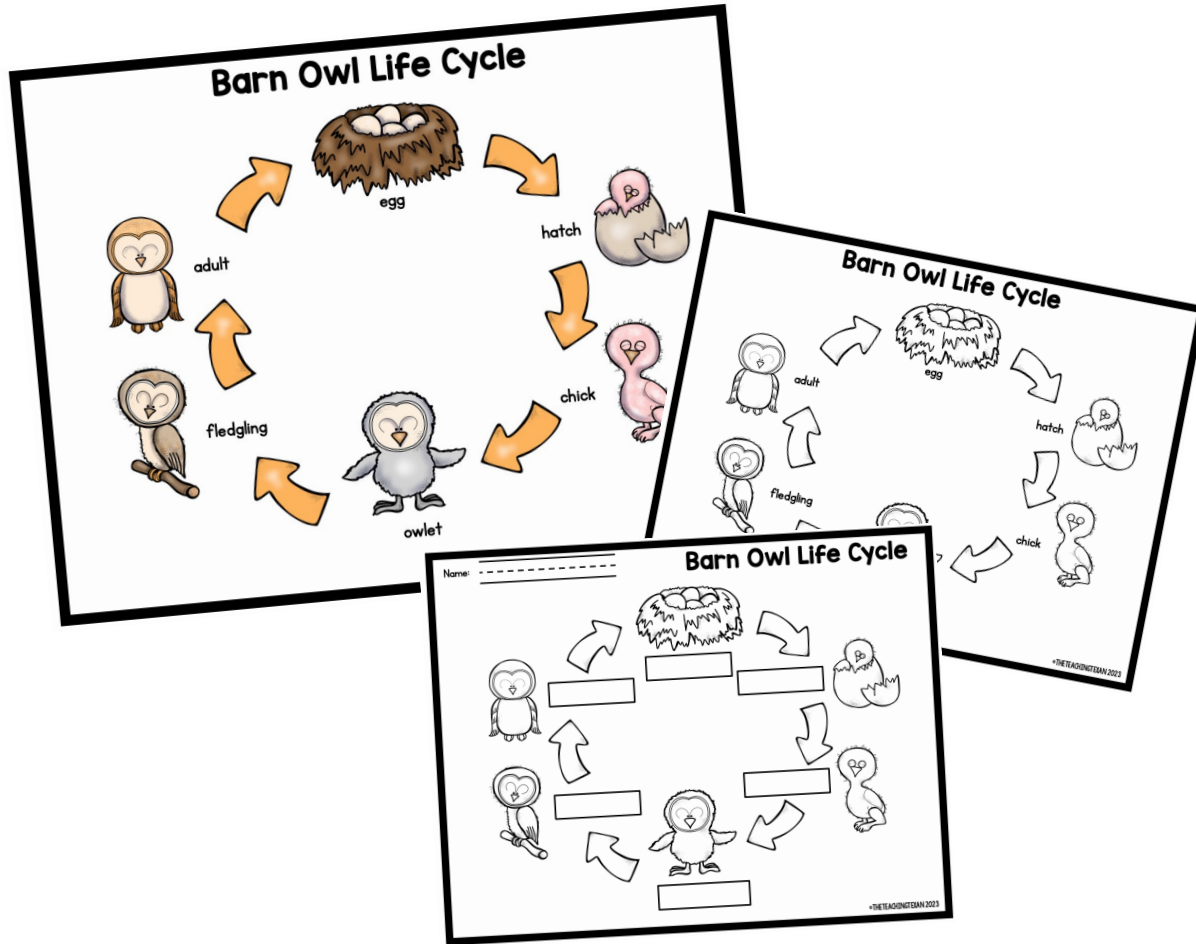
We are going _____ a trip.
Let's get in _____ take the car.
If we're lucky we _____ a blimp,
or see _____ plane soar really far.

Driving up the coast _____ neat,
seeing boats pass by _____ shore.
Hot air balloon _____ in the air,
in the distance _____ watch it soar.

©THETEACHINGTEXAN 2023

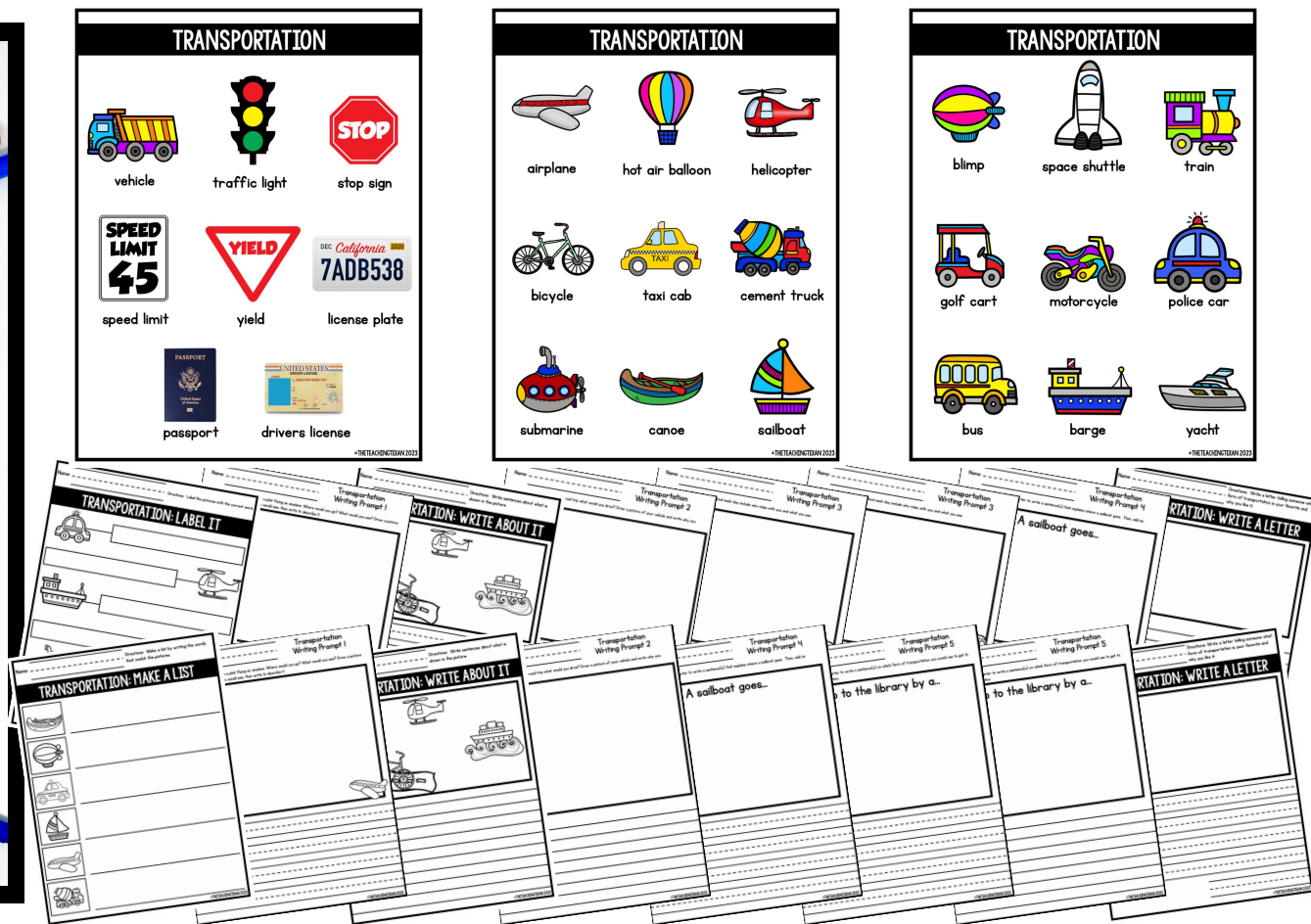
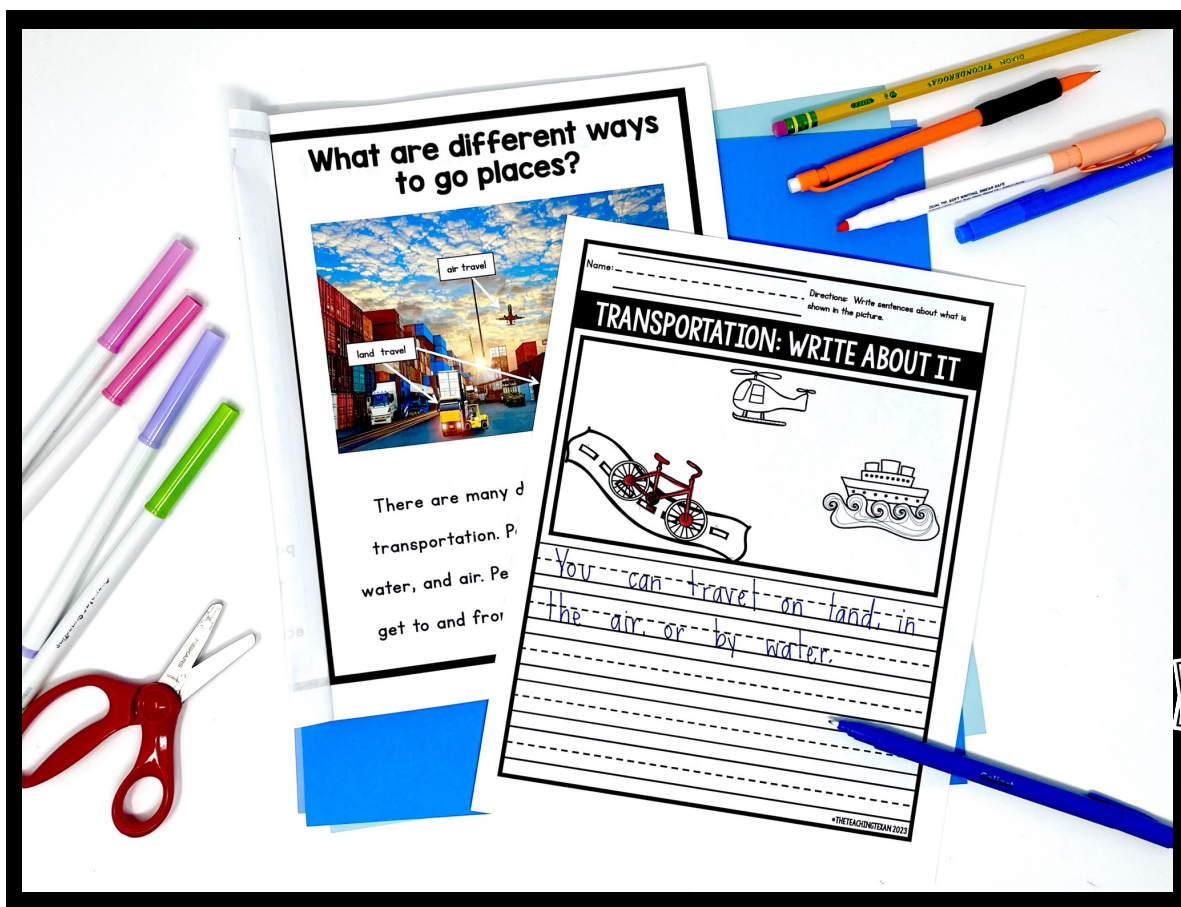
Poetry doesn't need to be complicated for your little learners. Easy to understand thematic poems encourage development of **rhythm and rhyme.**

LABELING AND SCIENCE ALL IN ONE



Create **cross-curricular connections** are meaningful and promote **independence in writing** all at the same time!

A WRITING CENTER FOR ALL ABILITY LEVELS



Encourage students to show what they learned through writing and pictures. Differentiated supports like a visual word wall and varied writing templates make it a can-do activity for all students.

ART + FOLLOWING DIRECTIONS IN ONE

Bus Directed Drawing

Directions: Teachers read the directions to students to direct them in their drawing. Teachers can also draw the bus along with the students if more direction is needed.

1		Draw two small circles near the bottom of your paper.
2		Draw two smaller circles inside the circles you've already drawn.
3		Draw a skinny rectangle with rounded ends connecting the circles.
4		Draw a short rectangle with rounded ends on top and bottom, connecting the sides of the bus.
5		Draw the body of the bus by making a curved line for the back, curving to the left, curving down, and connecting back near the front.
6		Add the windshield by drawing a straight line across the top of the bus, a straight line down, and a straight line back to the left.
7		Draw three windows along the top of the bus with rounded corners in a row.
8		Finally, write the words SCHOOL BUS on the side of the bus.

Name: _____

Directions: Follow the steps in the boxes below. Draw your picture in the area provided.

1	2	3
5	6	7

©THETEACHINGTEXAN 2023

Name: _____

Bus Directed Drawing

Directions: Follow the steps your teacher directs you to draw. Use the area provided below to draw your picture.

©THETEACHINGTEXAN 2023

Owl Directed Drawing

Directions: Teachers read the directions to students to direct them in their drawing. Teachers can also draw the owl along with the students if more direction is needed.

1		Draw two small circles toward the top of your paper, these are the owl's pupils. Leave enough room to draw the owl's head.
2		Draw an upside down triangle in between the two pupils. This is the owl's beak.
3		Now draw two bigger circles around the pupils and they will touch the nose. These circles are the owl's eyes.
4		Add another circle that is just a bit bigger than the first circle to complete the owl's eyes.
5		Now we are going to draw the owl's head. Start from the top of your curved line and go all the way around the eyes. At the top of your curve, the line will be straight and make a point. Do this same line that comes to a point, we are going to connect the two waves above the owl's eyes.
6		Now we are going to make the owl's wing. Draw a curved line under the other eye. It will connect to the curved line under the other eye.
7		To complete the owl's body, draw a curved line under the wings.
8		Finally, add details to your owl by adding a face. Draw a shape that looks like a number 11 for the owl's feet. Draw another to make two feet.

Name: _____

Directions: Follow the steps in the boxes below. Draw your picture in the area provided.

1	2	3
5	6	7

©THETEACHINGTEXAN 2023

Name: _____

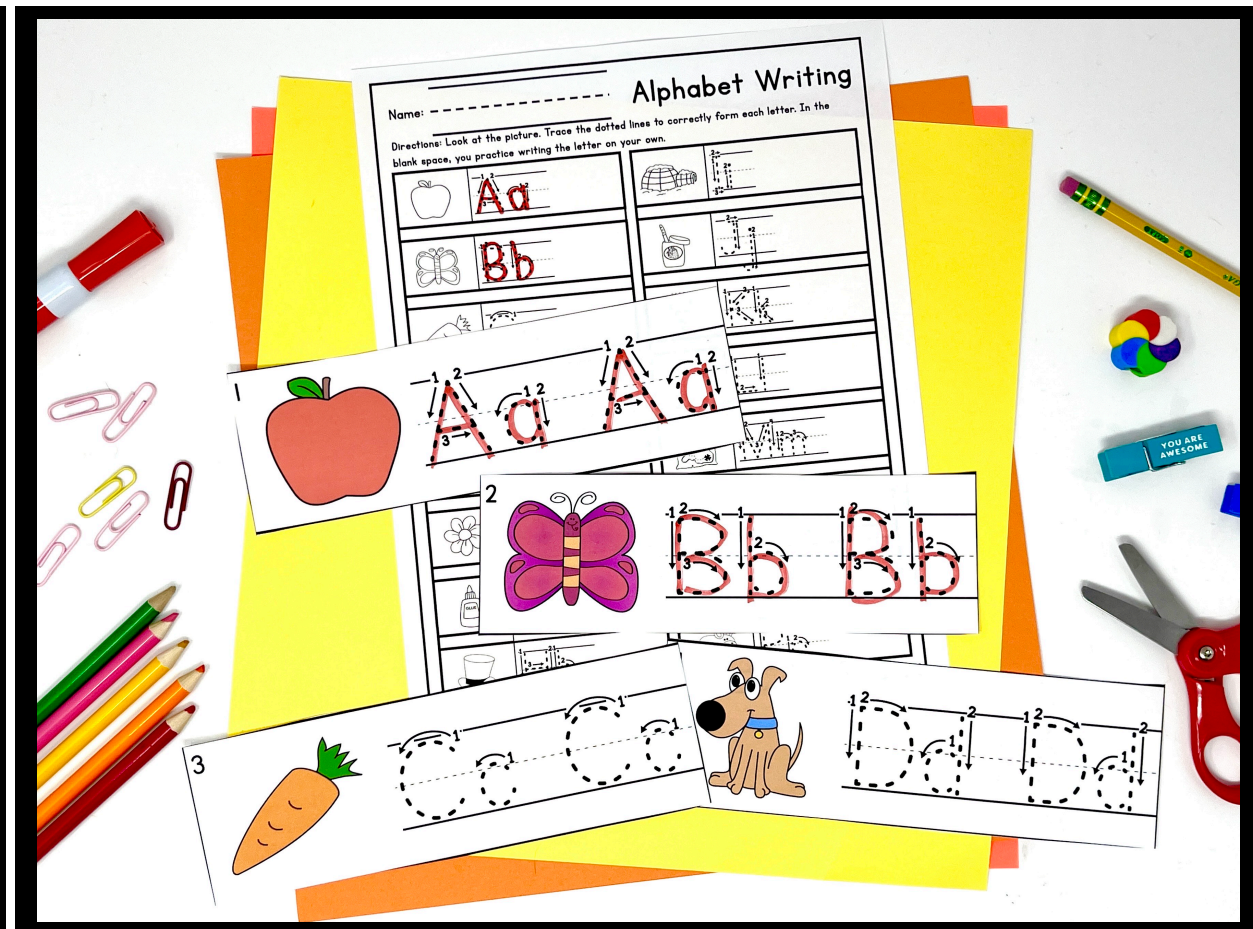
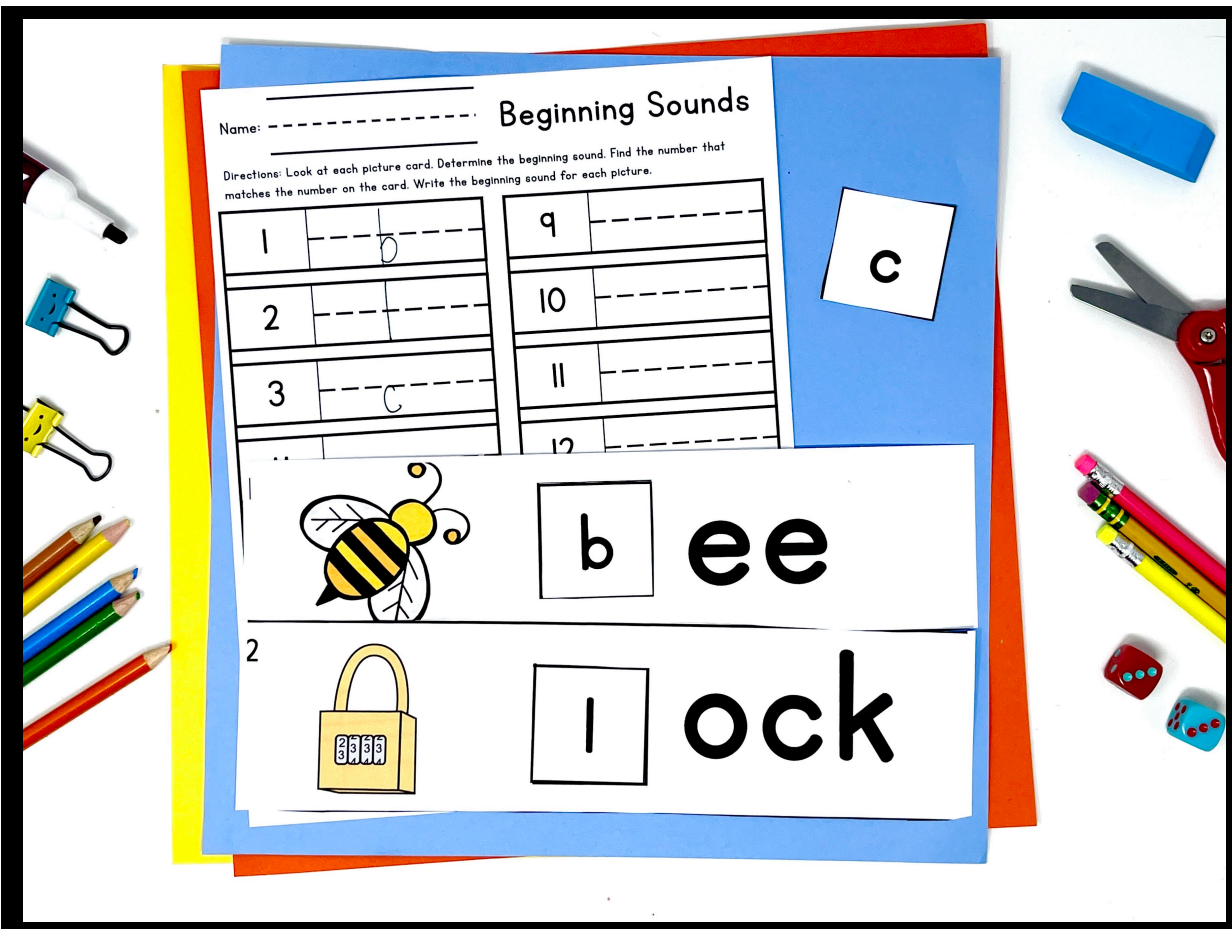
Owl Directed Drawing

Directions: Follow the steps your teacher directs you to draw. Use the area provided below to draw your picture.

©THETEACHINGTEXAN 2023

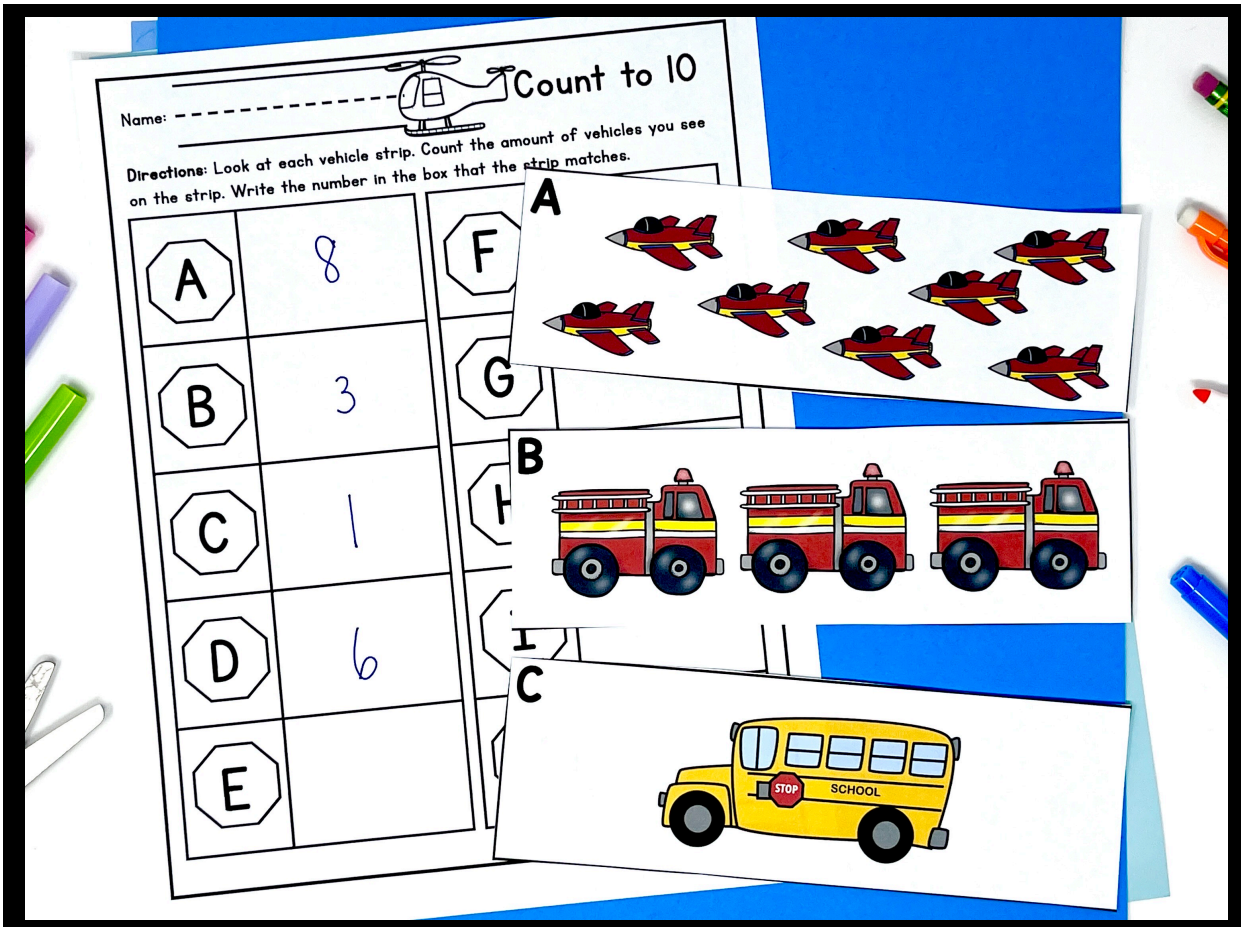

Directed drawings provide a safe introduction to art that incorporates details and work to develop following step-by-step directions at the same time.

3 LITERACY CENTERS READY TO GO



Literacy centers are the perfect opportunity to reinforce and practice the foundational skills you've been working on with students, and they free up your time to work with small groups.

3 MATH CENTERS TO PRINT AND GO



Math centers are the perfect opportunity to reinforce and practice the foundational skills you've been working on with students, and they free up your time to work with small groups.

LITTLE EXPLORERS SCOPE AND SEQUENCE

August

School (Available NOW!)

- ELA Centers: Uppercase and Lowercase Letter Match, Alliteration, Letters vs. Words
- Math Centers: Patterns, Counting to 10, Colors

Transportation (Available NOW!)

- ELA Centers: Beginning Sounds, Letter Writing, Rhyming
- Math Centers: Patterns, Counting to 10, Colors

Personal Responsibility (Available NOW!)

- ELA Centers: Beginning Sounds, Rhyming, Using Scissors
- Math Centers: Patterns, Counting to 10, Colors

September

Apples (Available by Aug. 15)

- ELA Centers: Rhyming, Letter Writing, Counting Syllables
- Math Centers: Counting On (Under 20), Represent Numerals with Objects, Compose/ Decompose Numbers to 5

Fall (Available NOW!)

- ELA Centers: Uppercase and Lowercase Letter Match, Alphabet Writing, Beginning Sounds
- Math Centers: Missing Numbers to 20, Dice Addition, Count and Match Numerals to 10

Squirrels (Available NOW!)

- ELA Centers: Beginning Sounds, Word Families, CVC Word Puzzles
- Math Centers: Compose/ Decompose Numbers to 5, Matching Counting Sets to Numerals, Number Clips to 5

October

Pumpkins (Available by Sep. 15)

- ELA Centers: Onset and Rime (CVC words), Syllables, Build CVC words
- Math Centers: Skip Count by 10s to 100, Matching Sets to Numerals, Comparing Numbers to 10

Fire Safety (Available by Sep. 15)

- ELA Centers: CVC Word Match to Picture, High Frequency Words, Rhyming
- Math Centers: Counting Sets to 20, Counting to 50, 1 More and 1 Less (under 20)

Bats (Available by Sep. 15)

- ELA Centers: Number of Words in a Sentence, Ending Sounds, Alliteration
- Math Centers: Compose/ Decompose Numbers to 10, Counting Backwards from 20, Comparing Numbers to 10 with Symbols

November

Election Day (Available by Oct. 15)

- ELA Centers: Vowels, Word Families, Ending Sounds
- Math Centers: Comparing Numbers to 10, Writing Numerals, Number Clips to 20

Thanksgiving (Available by Oct. 15)

- ELA Centers: CVC Word Match, High Frequency Words, Syllables
- Math Centers: Tricky Teen Numbers, Counting Sets to 20 and Matching Numerals, Compose/ Decompose Numbers to 10

Turkeys (Available by Oct. 15)

- ELA Centers: Writing CVC Words, Letter Sounds (UC and LC), Alphabet Arcs
- Math Centers: Subitizing with Small Groups, Counting On (Under 50), Counting to 100

December

Reindeer (Available by Nov. 15)

- ELA Centers: Beginning and Ending Sounds, CVC Words and Picture Match, Alphabet Arcs
- Math Centers: Counting Sets to 20, Matching Sets to Numerals, Subitizing with Small Groups

Gingerbread (Available by Nov. 15)

- ELA Centers: Medial Sounds, Color Words, Word Families
- Math Centers: Skip Count by 5s to 100, 1 More and 1 less to 20, Missing Numbers (to 50)

Hibernation (Available by Nov. 15)

- ELA Centers: Word Building, Produce Rhyming Pairs, CVC Words Sentence Scramble
- Math Centers: Counting On (Under 100), Count Objects and Write Numeral (to 20), Number Clips to 20

January

Winter (Available by Dec. 15)

- ELA Centers: Medial Sounds, Produce Rhyming Pairs, -s and -es Suffix
- Math Centers: Friends of 10, Number Constructing to 10, Count and Match to 20

Penguins (Available by Dec. 15)

- ELA Centers: Digraphs, CVC Word Sentence Scramble, Nouns
- Math Centers: Friends of 10, Skip Count by 5s to 100, Count and Match to 20

Arctic Animals (Available by Dec. 15)

- ELA Centers: High Frequency Words, Punctuation with CVC Word Sentences, Manipulating Beginning Sounds
- Math Centers: Counting On (by 10s), Number Constructing to 10, Count and Match to 20

LITTLE EXPLORERS SCOPE AND SEQUENCE

February

Valentine's Day

(Available by Jan. 15)

- ELA Centers: DETAILS COMING SOON!
- Math Centers: DETAILS COMING SOON!

Community Helpers

(Available by Jan. 15)

- ELA Centers: DETAILS COMING SOON!
- Math Centers: DETAILS COMING SOON!

Dental Health

(Available by Jan. 15)

- ELA Centers: DETAILS COMING SOON!
- Math Centers: DETAILS COMING SOON!

March

Weather

(Available by Feb. 15)

- ELA Centers: DETAILS COMING SOON!
- Math Centers: DETAILS COMING SOON!

Frogs

(Available by Feb. 15)

- ELA Centers: DETAILS COMING SOON!
- Math Centers: DETAILS COMING SOON!

Solar System

(Available by Feb. 15)

- ELA Centers: DETAILS COMING SOON!
- Math Centers: DETAILS COMING SOON!

April

Spring

(Available by Mar. 15)

- ELA Centers: DETAILS COMING SOON!
- Math Centers: DETAILS COMING SOON!

Farms

(Available by Mar. 15)

- ELA Centers: DETAILS COMING SOON!
- Math Centers: DETAILS COMING SOON!

Zoo Animals

(Available by Mar. 15)

- ELA Centers: DETAILS COMING SOON!
- Math Centers: DETAILS COMING SOON!

May

Flowers: Seed to Plant

(Available by Apr. 15)

- ELA Centers: DETAILS COMING SOON!
- Math Centers: DETAILS COMING SOON!

Butterflies

(Available by Apr. 15)

- ELA Centers: DETAILS COMING SOON!
- Math Centers: DETAILS COMING SOON!

Dinosaurs

(Available by Apr. 15)

- ELA Centers: DETAILS COMING SOON!
- Math Centers: DETAILS COMING SOON!

June

Summer

(Available by May 15)

- ELA Centers: DETAILS COMING SOON!
- Math Centers: DETAILS COMING SOON!

Sharks

(Available by May 15)

- ELA Centers: DETAILS COMING SOON!
- Math Centers: DETAILS COMING SOON!

Alligator Vs. Crocodile

(Available by May 15)

- ELA Centers: DETAILS COMING SOON!
- Math Centers: DETAILS COMING SOON!