



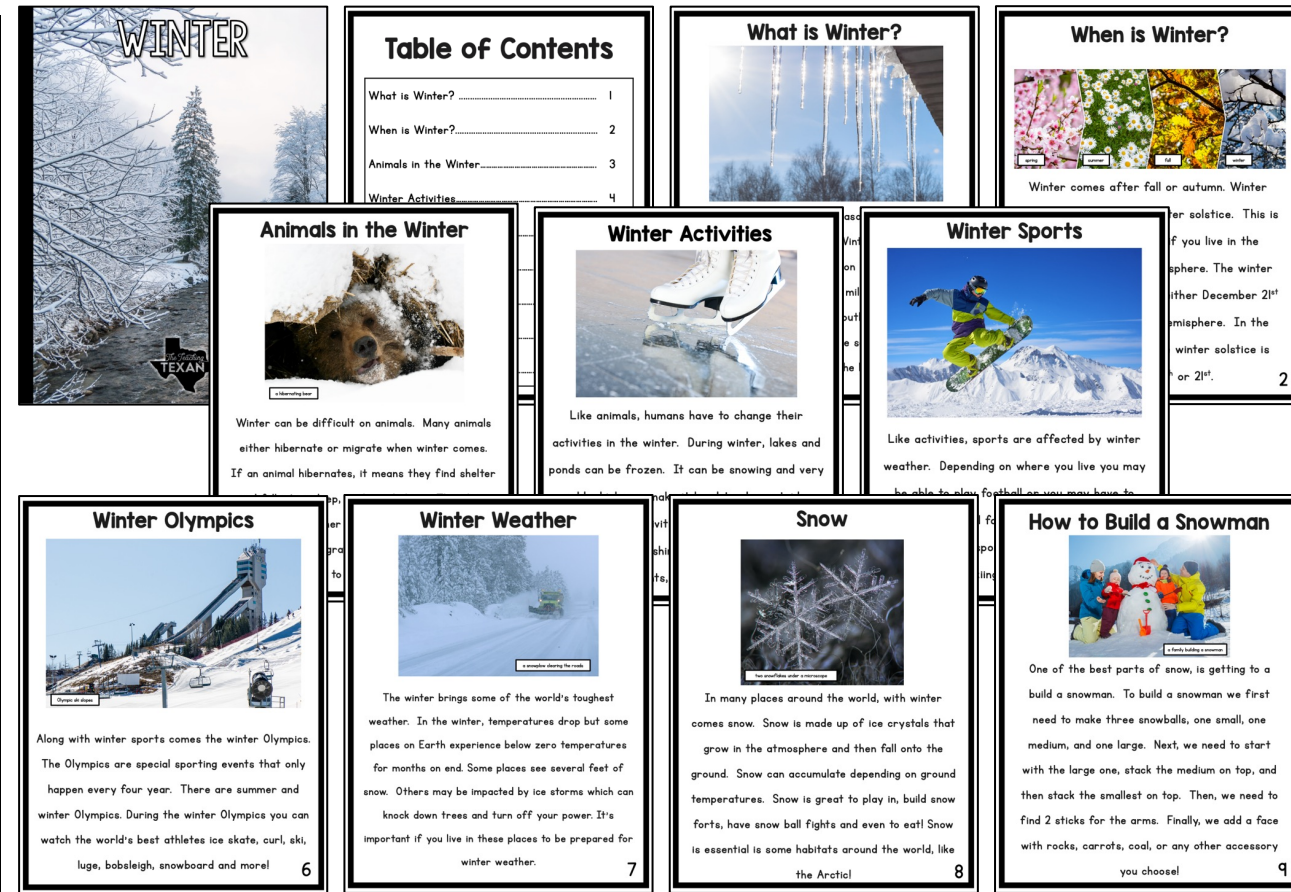
IGNITE A PASSION FOR LEARNING WITH LITTLE EXPLORERS

WINTER UNIT



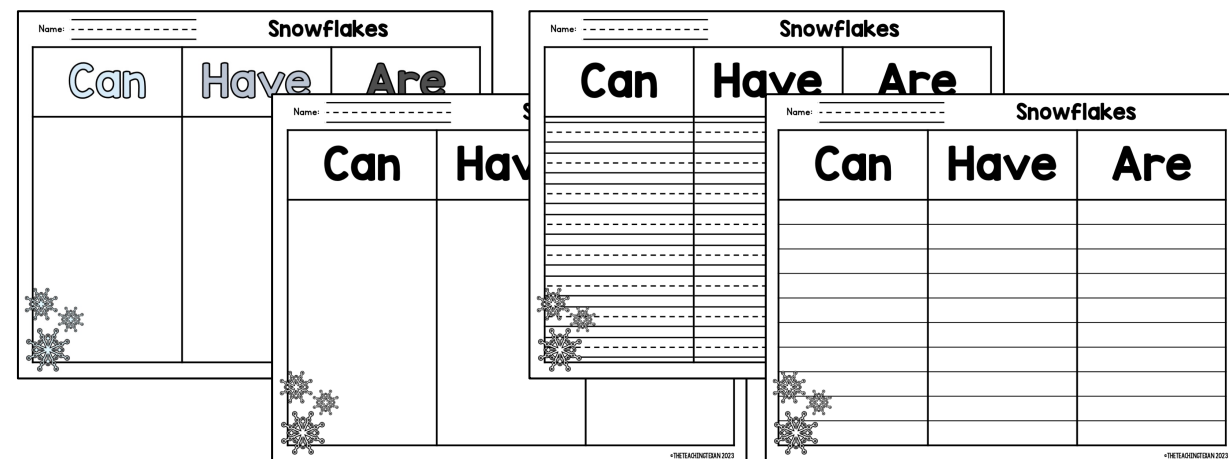
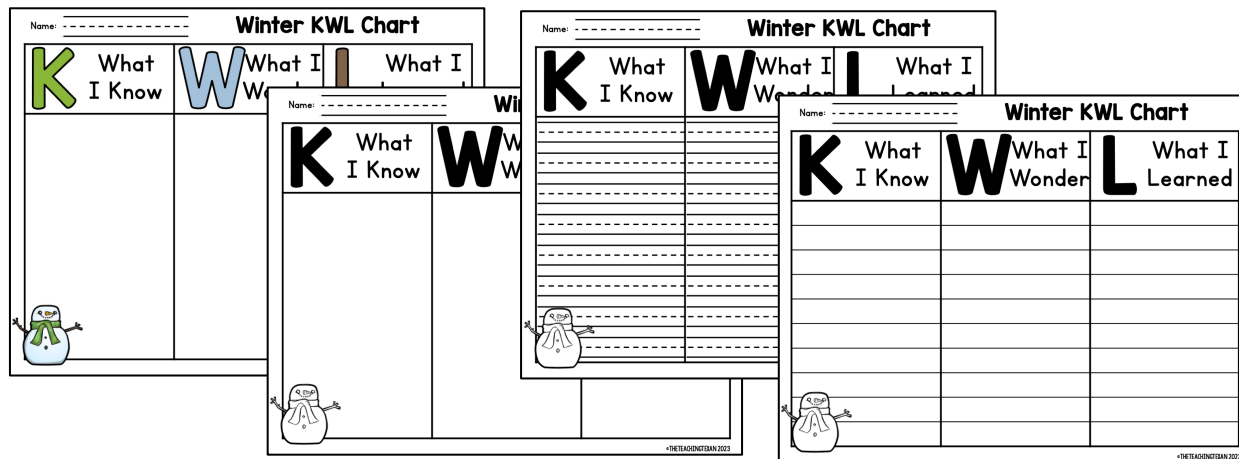
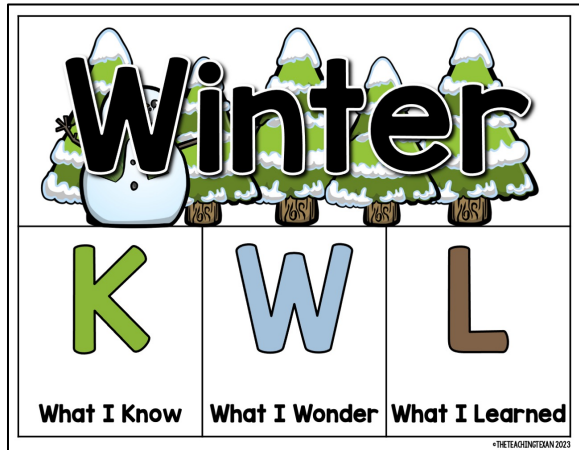
Say **goodbye to scouring the internet** for resources for your thematic winter unit. Everything you need to embark on a memorable learning experience, **all in one place.**

MENTOR TEXT WITHOUT A LIBRARY TRIP



Open the door to a new world for your Kindergarten students with stunning real-life images and easy-to-follow mentor text. Introduce the unit, research, and display in your classroom library.

PRINT AND GO ANCHOR CHARTS



We've all been there. Spending time searching for images of anchor charts for inspiration. **Reclaim your time** with anchor charts and graphic organizers that are **ready to go!**

VOCABULARY THAT COMES TO LIFE

winter
the season that follows fall where temperatures drop

snowflake
a feathery ice crystal

blizzard
a major snowstorm with wind and below freezing temperatures

scarf
a knit accessory to cover your neck from low temperatures

snowboard

toboggan

winter

freezing

snowflake

Winter Write the Room
Name: _____
Directions: Find the cards around the room. Look at the number in the corner of the card. Write the word from the card beside the correct number.

1. winter

2. freezing

3. snowflake

4. icicle

5. snowman

6. snowboard

7. toboggan

*Use in addition to or as a replacement for full-size vocab posters

Increase student vocabulary the natural way. Crisp, real-life images **inspire**, **provoke curiosity** and lead to **authentic conversations**. Then, showcase learning with write the room.

INSPIRE A LOVE FOR POETRY & LANGUAGE

Winter

Streets are quiet,
playgrounds are still.

Streets are white,
yards untouched.

Gather around the fire,
bundle up and stay warm.

Mmm, smell the cookies,
taste the hot chocolate.

Enjoy time with friends and family,
it's the perfect winter day.

©THE TEACHING TEXAN 2023

Directions: Use the poem we've practiced together, the word bank, and any other strategy that is helpful to you to fill in the missing words to the poem.

Name: _____

WINTER

Snowflakes _____, oh so _____,
Blanket the ground, oh so _____.

Children bundled, _____ of glee,
Building _____ by the tree.

Icicles hanging, _____ and clear,
Winter magic, oh so _____.

Fireplace crackling, warm and _____,
Cocoa _____ us on the coldest night.

Stars _____ twinkle in delight,
Winter dreams, a wondrous _____.

©THE TEACHING TEXAN 2023

Directions: Use the poem we've practiced together, the word bank, and any other strategy that is helpful to you to fill in the missing words to the poem.

Name: _____

WINTER

Snowflakes _____, oh so _____,
Blanket the ground, oh so _____.

Children bundled, _____ of glee,
Building _____ by the tree.

Icicles hanging, _____ and clear,
Winter magic, oh so _____.


Fireplace crackling, warm and _____,
Cocoa _____ us on the coldest night.

Stars _____ twinkle in delight,
Winter dreams, a wondrous _____.

©THE TEACHING TEXAN 2023


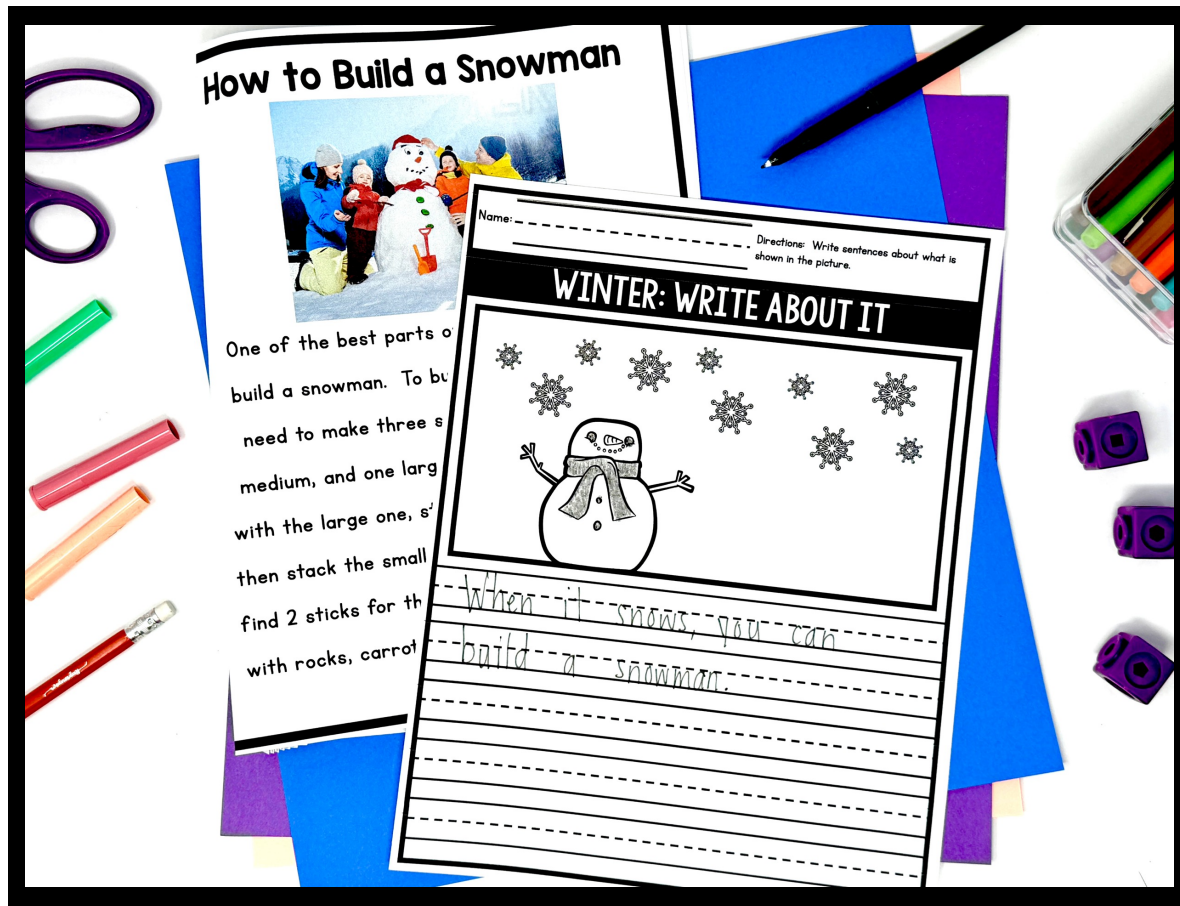
Poetry doesn't need to be complicated for your little learners. Easy to understand thematic squirrel poem encourage development of **rhythm and rhyme**.

LABELING AND SCIENCE ALL IN ONE





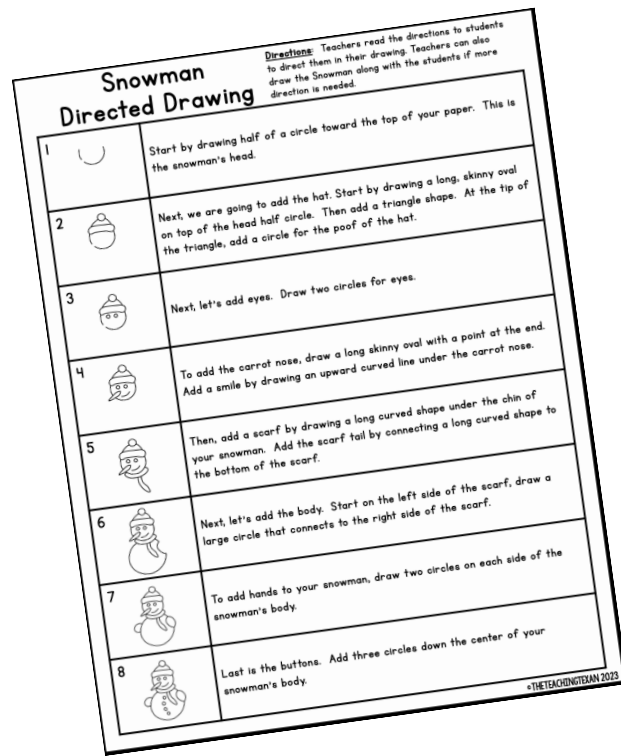
Create **cross-curricular connections** are meaningful and promote **independence in writing** all at the same time!

A WRITING CENTER FOR ALL ABILITY LEVELS




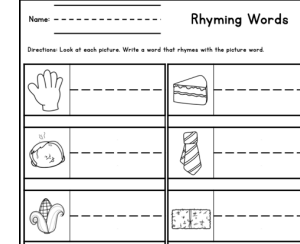
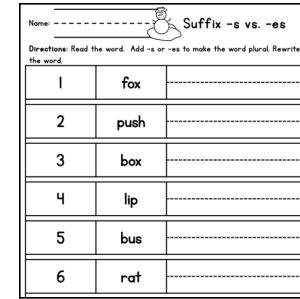




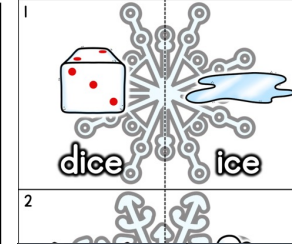
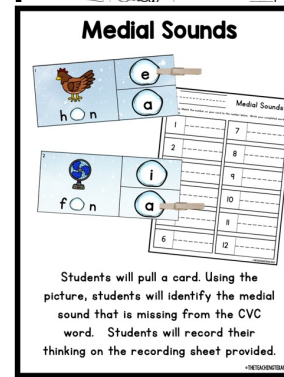
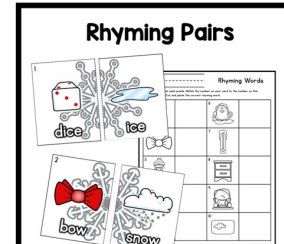


Encourage students to show what they're learning through writing and pictures. **Differentiated supports** like a visual word wall and varied writing templates make it a **can-do activity** for all students.

ART + FOLLOWING DIRECTIONS IN ONE




Directed drawings provide a safe introduction to art that incorporates details and work to develop following step-by-step directions at the same time.

3 LITERACY CENTERS READY TO GO



Literacy centers are the perfect opportunity to reinforce and practice the foundational skills you've been working on with students, and they free up your time to work with small groups.

3 MATH CENTERS TO PRINT AND GO



Count and Match to 20

Name: _____

Directions: Look at each card. Write the number represented.

A	3	K	
B	19	L	
C		M	
D		N	
E		O	
F		P	
G		Q	
H		R	
I		S	
J		T	

Number Construction

Name: _____

Directions: Look at the number in the box to the left. Draw a model to show that number.

Trace it: one

Count it:

Build it:

Students will pull a work mat. Students

Friends of 10

Name: _____

Directions: Record your friends of ten number sentence after each spin.

Spin 1: $__ + __ = 10$

Spin 2: $__ + __ = 10$

Spin 3: $__ + __ = 10$

Spin 4: $__ + __ = 10$

Spin 5: $__ + __ = 10$

Spin 6: $__ + __ = 10$

Spin 7: $__ + __ = 10$

Spin 8: $__ + __ = 10$

Spin 9: $__ + __ = 10$

Spin 10: $__ + __ = 10$

Spin 11: $__ + __ = 10$

Spin 12: $__ + __ = 10$

Students will look at the 100 chart. Students will determine which numbers are hiding and fill in the correct numbers. Students will record their thinking on the recording sheet.

Count and Match to 20

Name: _____

Directions: Look at each card. Write the number represented.

A	3	K	
B	19	L	
C		M	
D		N	
E		O	
F		P	

Number Construction

Name: _____

Directions: Look at the number in the box to the left. Draw a model to show that number.

Trace it: one

Count it:

Build it:

Students will pull a work mat. Students

Friends of 10

Name: _____

Directions: Record your friends of ten number sentence after each spin.

Spin 1: $__ + __ = 10$

Spin 2: $__ + __ = 10$

Spin 3: $__ + __ = 10$

Spin 4: $__ + __ = 10$

Spin 5: $__ + __ = 10$

Spin 6: $__ + __ = 10$

Spin 7: $__ + __ = 10$

Spin 8: $__ + __ = 10$

Spin 9: $__ + __ = 10$

Spin 10: $__ + __ = 10$

Spin 11: $__ + __ = 10$

Spin 12: $__ + __ = 10$

Students will look at the 100 chart. Students will determine which numbers are hiding and fill in the correct numbers. Students will record their thinking on the recording sheet.

Count and Match to 20

Name: _____

Directions: Look at each card. Write the number represented.

A	3	K	
B	19	L	
C		M	
D		N	
E		O	
F		P	

Number Construction

Name: _____

Directions: Look at the number in the box to the left. Draw a model to show that number.

Trace it: one

Count it:

Build it:

Students will pull a work mat. Students

Friends of 10

Name: _____

Directions: Record your friends of ten number sentence after each spin.

Spin 1: $__ + __ = 10$

Spin 2: $__ + __ = 10$

Spin 3: $__ + __ = 10$

Spin 4: $__ + __ = 10$

Spin 5: $__ + __ = 10$

Spin 6: $__ + __ = 10$

Spin 7: $__ + __ = 10$

Spin 8: $__ + __ = 10$

Spin 9: $__ + __ = 10$

Spin 10: $__ + __ = 10$

Spin 11: $__ + __ = 10$

Spin 12: $__ + __ = 10$

Students will look at the 100 chart. Students will determine which numbers are hiding and fill in the correct numbers. Students will record their thinking on the recording sheet.

Count and Match to 20

Name: _____

Directions: Look at each card. Write the number represented.

A	3	K	
B	19	L	
C		M	
D		N	
E		O	
F		P	

Number Construction

Name: _____

Directions: Look at the number in the box to the left. Draw a model to show that number.

Trace it: one

Count it:

Build it:

Students will pull a work mat. Students

Friends of 10

Name: _____

Directions: Record your friends of ten number sentence after each spin.

Spin 1: $__ + __ = 10$

Spin 2: $__ + __ = 10$

Spin 3: $__ + __ = 10$

Spin 4: $__ + __ = 10$

Spin 5: $__ + __ = 10$

Spin 6: $__ + __ = 10$

Spin 7: $__ + __ = 10$

Spin 8: $__ + __ = 10$

Spin 9: $__ + __ = 10$

Spin 10: $__ + __ = 10$

Spin 11: $__ + __ = 10$

Spin 12: $__ + __ = 10$

Students will look at the 100 chart. Students will determine which numbers are hiding and fill in the correct numbers. Students will record their thinking on the recording sheet.

Math centers are the perfect opportunity to reinforce and practice the foundational skills you've been working on with students, and they free up your time to work with small groups.

LITTLE EXPLORERS SCOPE AND SEQUENCE

August

School (Available NOW!)

- ELA Centers: Uppercase and Lowercase Letter Match, Alliteration, Letters vs. Words
- Math Centers: Patterns, Counting to 10, Colors

Transportation (Available NOW!)

- ELA Centers: Beginning Sounds, Letter Writing, Rhyming
- Math Centers: Patterns, Counting to 10, Colors

Personal Responsibility (Available NOW!)

- ELA Centers: Beginning Sounds, Rhyming, Using Scissors
- Math Centers: Patterns, Counting to 10, Colors

September

Apples (Available NOW!)

- ELA Centers: Rhyming, Letter Writing, Counting Syllables
- Math Centers: Counting On (Under 20), Represent Numerals with Objects, Compose/ Decompose Numbers to 5

Fall (Available NOW!)

- ELA Centers: Uppercase and Lowercase Letter Match, Alphabet Writing, Beginning Sounds
- Math Centers: Missing Numbers to 20, Dice Addition, Count and Match Numerals to 10

Squirrels (Available NOW!)

- ELA Centers: Beginning Sounds, Word Families, CVC Word Puzzles
- Math Centers: Compose/ Decompose Numbers to 5, Matching Counting Sets to Numerals, Number Clips to 5

October

Pumpkins (Available NOW!)

- ELA Centers: Onset and Rime (CVC words), Syllables, Build CVC words
- Math Centers: Skip Count by 10s to 100, Matching Sets to Numerals, Comparing Numbers to 10

Fire Safety (Available NOW!)

- ELA Centers: CVC Word Match to Picture, High Frequency Words, Rhyming
- Math Centers: Counting Sets to 20, Counting to 50, 1 More and 1 Less (under 20)

Bats (Available NOW!)

- ELA Centers: Number of Words in a Sentence, Ending Sounds, Alliteration
- Math Centers: Compose/ Decompose Numbers to 10, Counting Backwards from 20, Comparing Numbers to 10 with Symbols

November

Election Day (Available NOW!)

- ELA Centers: Vowels, Word Families, Ending Sounds
- Math Centers: Comparing Numbers to 10, Writing Numerals, Number Clips to 20

Thanksgiving (Available NOW!)

- ELA Centers: CVC Word Match, High Frequency Words, Syllables
- Math Centers: Tricky Teen Numbers, Counting Sets to 20 and Matching Numerals, Compose/ Decompose Numbers to 10

Turkeys (Available NOW!)

- ELA Centers: Writing CVC Words, Letter Sounds (UC and LC), Alphabet Arcs
- Math Centers: Subitizing with Small Groups, Counting On (Under 50), Counting to 100

December

Reindeer (Available NOW!)

- ELA Centers: Beginning and Ending Sounds, CVC Words and Picture Match, Alphabet Arcs
- Math Centers: Counting Sets to 20, Matching Sets to Numerals, Subitizing with Small Groups

Gingerbread (Available NOW!)

- ELA Centers: Medial Sounds, Color Words, Word Families
- Math Centers: Skip Count by 5s to 100, 1 More and 1 less to 20, Missing Numbers (to 50)

Hibernation (Available NOW!)

- ELA Centers: Word Building, Produce Rhyming Pairs, CVC Words Sentence Scramble
- Math Centers: Counting On (Under 100), Count Objects and Write Numeral (to 20), Number Clips to 20

January

Winter (Available NOW!)

- ELA Centers: Medial Sounds, Produce Rhyming Pairs, -s and -es Suffix
- Math Centers: Friends of 10, Number Constructing to 10, Count and Match to 20

Penguins (Available NOW!)

- ELA Centers: Digraphs, CVC Word Sentence Scramble, Nouns
- Math Centers: Friends of 10, Skip Count by 5s to 100, Count and Match to 20

Arctic Animals (Available NOW!)

- ELA Centers: High Frequency Words, Punctuation with CVC Word Sentences, Manipulating Beginning Sounds
- Math Centers: Counting On (by 10s), Number Constructing to 10, Count and Match to 20

LITTLE EXPLORERS SCOPE AND SEQUENCE

February	March	April	May	June
<p>Valentine's Day (Available by Jan. 15)</p> <ul style="list-style-type: none"> • <u>ELA Centers</u>: DETAILS COMING SOON! • <u>Math Centers</u>: DETAILS COMING SOON! 	<p>Weather (Available by Feb. 15)</p> <ul style="list-style-type: none"> • <u>ELA Centers</u>: DETAILS COMING SOON! • <u>Math Centers</u>: DETAILS COMING SOON! 	<p>Spring (Available by Mar. 15)</p> <ul style="list-style-type: none"> • <u>ELA Centers</u>: DETAILS COMING SOON! • <u>Math Centers</u>: DETAILS COMING SOON! 	<p>Flowers: Seed to Plant (Available by Apr. 15)</p> <ul style="list-style-type: none"> • <u>ELA Centers</u>: DETAILS COMING SOON! • <u>Math Centers</u>: DETAILS COMING SOON! 	<p>Summer (Available by May 15)</p> <ul style="list-style-type: none"> • <u>ELA Centers</u>: DETAILS COMING SOON! • <u>Math Centers</u>: DETAILS COMING SOON!
<p>Community Helpers (Available by Jan. 15)</p> <ul style="list-style-type: none"> • <u>ELA Centers</u>: DETAILS COMING SOON! • <u>Math Centers</u>: DETAILS COMING SOON! 	<p>Frogs (Available by Feb. 15)</p> <ul style="list-style-type: none"> • <u>ELA Centers</u>: DETAILS COMING SOON! • <u>Math Centers</u>: DETAILS COMING SOON! 	<p>Farms (Available by Mar. 15)</p> <ul style="list-style-type: none"> • <u>ELA Centers</u>: DETAILS COMING SOON! • <u>Math Centers</u>: DETAILS COMING SOON! 	<p>Butterflies (Available by Apr. 15)</p> <ul style="list-style-type: none"> • <u>ELA Centers</u>: DETAILS COMING SOON! • <u>Math Centers</u>: DETAILS COMING SOON! 	<p>Sharks (Available by May 15)</p> <ul style="list-style-type: none"> • <u>ELA Centers</u>: DETAILS COMING SOON! • <u>Math Centers</u>: DETAILS COMING SOON!
<p>Dental Health (Available by Jan. 15)</p> <ul style="list-style-type: none"> • <u>ELA Centers</u>: DETAILS COMING SOON! • <u>Math Centers</u>: DETAILS COMING SOON! 	<p>Solar System (Available by Feb. 15)</p> <ul style="list-style-type: none"> • <u>ELA Centers</u>: DETAILS COMING SOON! • <u>Math Centers</u>: DETAILS COMING SOON! 	<p>Zoo Animals (Available by Mar. 15)</p> <ul style="list-style-type: none"> • <u>ELA Centers</u>: DETAILS COMING SOON! • <u>Math Centers</u>: DETAILS COMING SOON! 	<p>Dinosaurs (Available by Apr. 15)</p> <ul style="list-style-type: none"> • <u>ELA Centers</u>: DETAILS COMING SOON! • <u>Math Centers</u>: DETAILS COMING SOON! 	<p>Alligator Vs. Crocodile (Available by May 15)</p> <ul style="list-style-type: none"> • <u>ELA Centers</u>: DETAILS COMING SOON! • <u>Math Centers</u>: DETAILS COMING SOON!

LITTLE EXPLORERS FOR THE YEAR!

Save big when you grab the year bundle!

Click here for the biggest savings
and to have themed units ready to
go for the entire school year!