
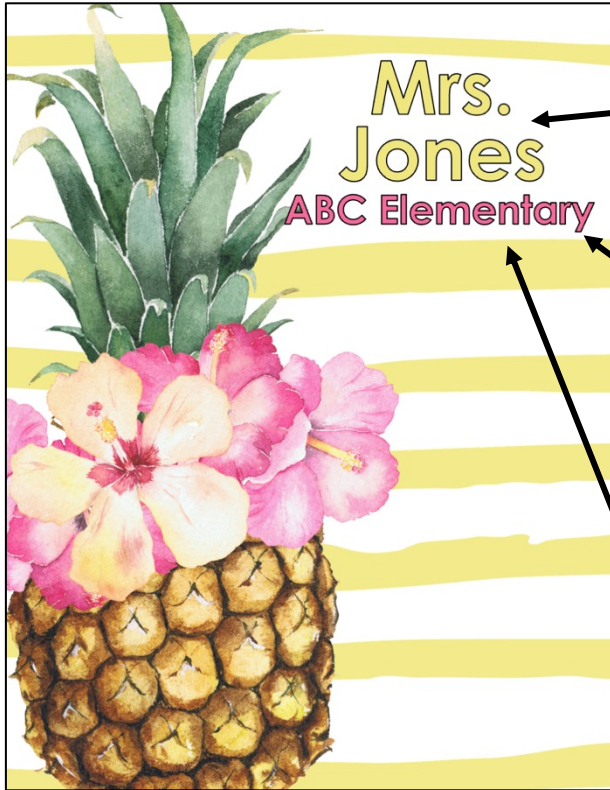


# PRINTABLE TEACHER PLANNER

Everything you need to **actually**  
**stay organized** this school year all **in one place!**



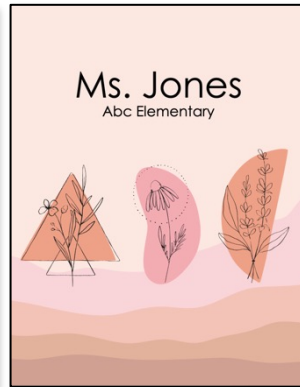
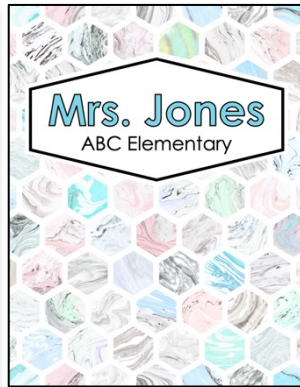
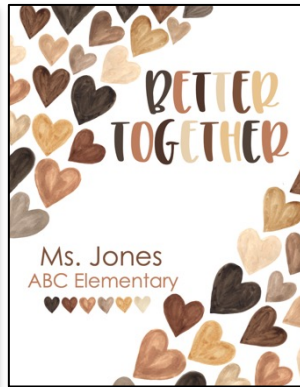



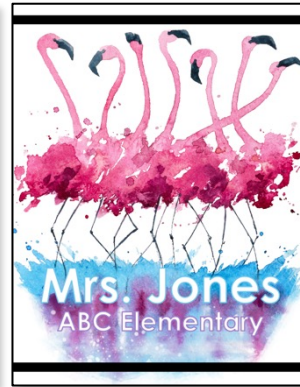

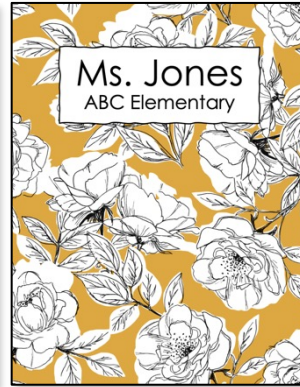


# Create a style all **your own** with over **35 gorgeous and editable covers** included.



Add your name

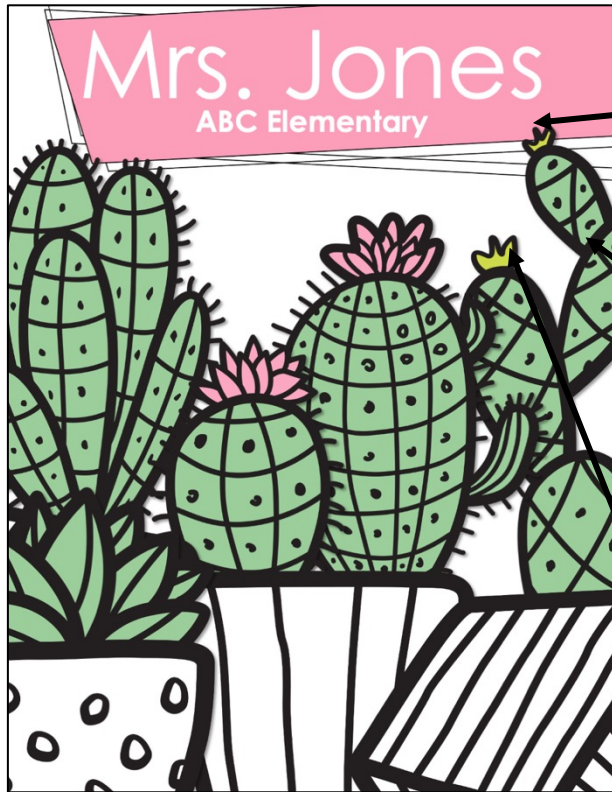
Add your school or year

Change the font size, color, and even the font itself!



# Create a style all **your own**



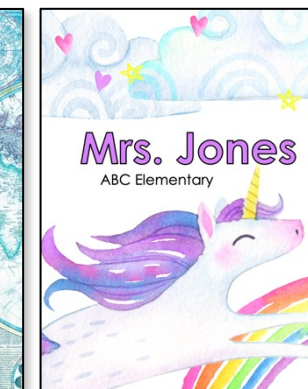



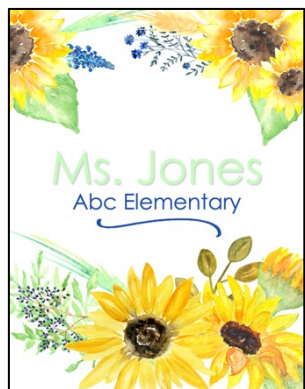
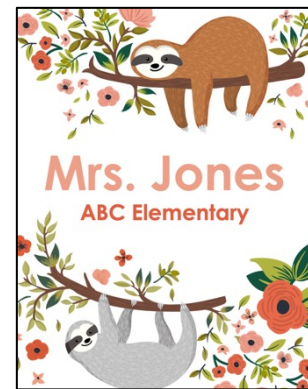
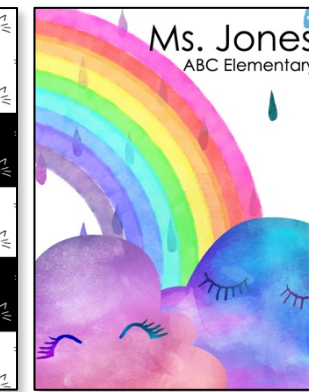


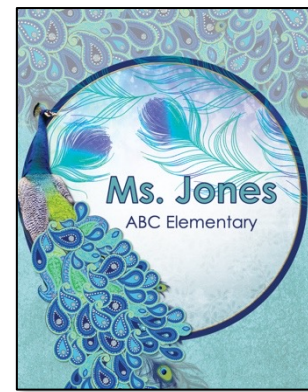
with over **35 gorgeous and editable covers** included.



**Add your name**


**Add your school or year**

**Change the font size, color, and even the font itself!**

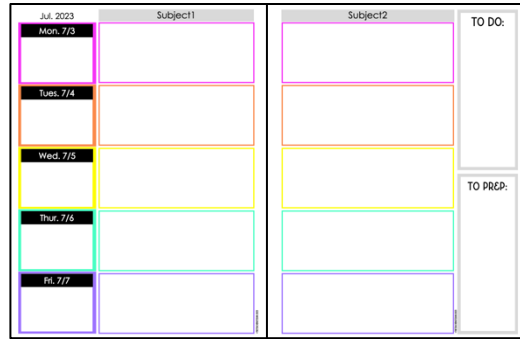


# Finally, a planner that meets **your needs**.

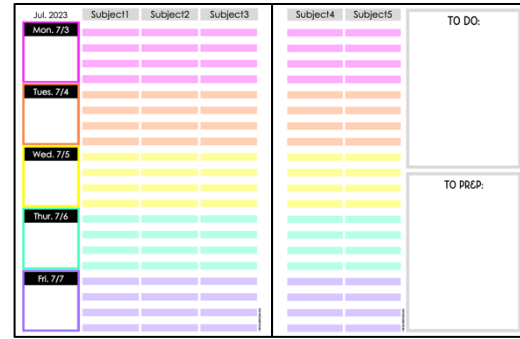
## 24 fully-dated for 2023-2024 lesson plan layouts included.



Vertical Days / 2 Subjects / Lined



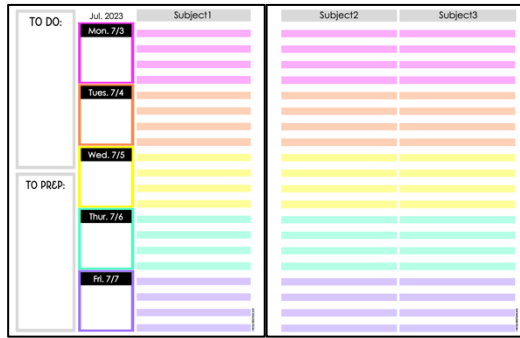
Vertical Days / 2 Subjects / Unlined



Vertical Days / 5 Subjects / Lined



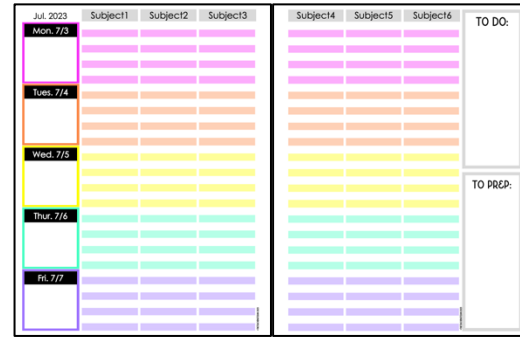
Vertical Days / 5 Subjects / Unlined



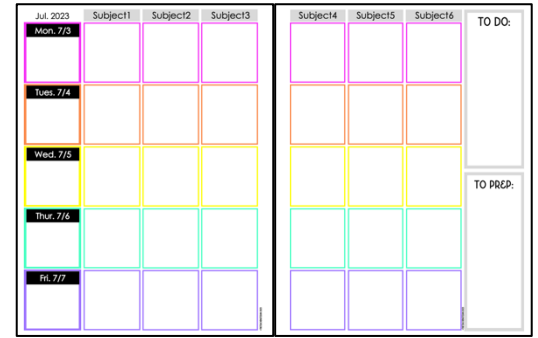
Vertical Days / 3 Subjects / Lined




Vertical Days / 3 Subjects / Unlined



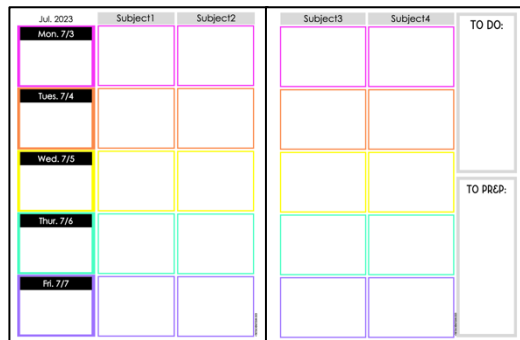
Vertical Days / 6 Subjects / Lined



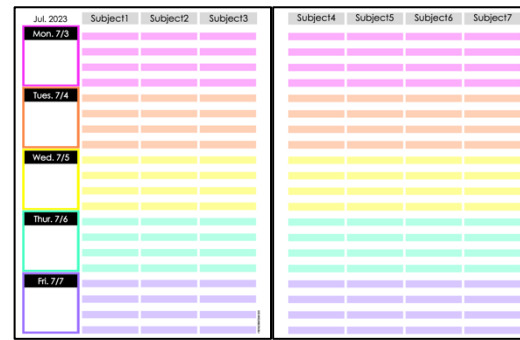
Vertical Days / 6 Subjects / Unlined



Vertical Days / 4 Subjects / Lined



Vertical Days / 4 Subjects / Unlined



Vertical Days / 7 Subjects / Lined



Vertical Days / 7 Subjects / Unlined

# Finally, a planner that meets **your needs**.

24 fully-dated for 2023-2024 lesson plan layouts included.

A lesson plan page with a header for the week of Monday, 7/3 to Friday, 7/7. The page is divided into two columns for days and a 'TO DO' section on the right. The left column is for 'Subject 1' (pink) and the right column is for 'Subject 2' (orange). Each day has horizontal lines for notes. There is a 'TO PREP' section at the bottom right.

Horizontal Days / 2 Subjects / Lined

A lesson plan page with a header for the week of Monday, 7/3 to Friday, 7/7. The page is divided into two columns for days and a 'TO DO' section on the right. The left column is for 'Subject 1' (pink) and the right column is for 'Subject 2' (orange). Each day is a blank box. There is a 'TO PREP' section at the bottom right.

Horizontal Days / 2 Subjects / Unlined

A lesson plan page with a header for the week of Monday, 7/3 to Friday, 7/7. The page is divided into two columns for days and a 'TO DO' section on the right. The left column is for five subjects: Subject 1 (pink), Subject 2 (orange), Subject 3 (yellow), Subject 4 (green), and Subject 5 (blue). Each day has horizontal lines for notes. There is a 'TO PREP' section at the bottom right.

Horizontal Days / 5 Subjects / Lined

A lesson plan page with a header for the week of Monday, 7/3 to Friday, 7/7. The page is divided into two columns for days and a 'TO DO' section on the right. The left column is for five subjects: Subject 1 (pink), Subject 2 (orange), Subject 3 (yellow), Subject 4 (green), and Subject 5 (blue). Each day is a blank box. There is a 'TO PREP' section at the bottom right.

Horizontal Days / 5 Subjects / Unlined

A lesson plan page with a header for the week of Monday, 7/3 to Friday, 7/7. The page is divided into two columns for days and a 'TO DO' section on the right. The left column is for three subjects: Subject 1 (pink), Subject 2 (orange), and Subject 3 (yellow). Each day has horizontal lines for notes. There is a 'TO PREP' section at the bottom right.

Horizontal Days / 3 Subjects / Lined

A lesson plan page with a header for the week of Monday, 7/3 to Friday, 7/7. The page is divided into two columns for days and a 'TO DO' section on the right. The left column is for three subjects: Subject 1 (pink), Subject 2 (orange), and Subject 3 (yellow). Each day is a blank box. There is a 'TO PREP' section at the bottom right.

Horizontal Days / 3 Subjects / Unlined

A lesson plan page with a header for the week of Monday, 7/3 to Friday, 7/7. The page is divided into two columns for days and a 'TO DO' section on the right. The left column is for six subjects: Subject 1 (pink), Subject 2 (orange), Subject 3 (yellow), Subject 4 (green), Subject 5 (blue), and Subject 6 (purple). Each day has horizontal lines for notes. There is a 'TO PREP' section at the bottom right.

Horizontal Days / 6 Subjects / Lined

A lesson plan page with a header for the week of Monday, 7/3 to Friday, 7/7. The page is divided into two columns for days and a 'TO DO' section on the right. The left column is for six subjects: Subject 1 (pink), Subject 2 (orange), Subject 3 (yellow), Subject 4 (green), Subject 5 (blue), and Subject 6 (purple). Each day is a blank box. There is a 'TO PREP' section at the bottom right.

Horizontal Days / 6 Subjects / Unlined

A lesson plan page with a header for the week of Monday, 7/3 to Friday, 7/7. The page is divided into two columns for days and a 'TO DO' section on the right. The left column is for four subjects: Subject 1 (pink), Subject 2 (orange), Subject 3 (yellow), and Subject 4 (green). Each day has horizontal lines for notes. There is a 'TO PREP' section at the bottom right.

Horizontal Days / 4 Subjects / Lined

A lesson plan page with a header for the week of Monday, 7/3 to Friday, 7/7. The page is divided into two columns for days and a 'TO DO' section on the right. The left column is for four subjects: Subject 1 (pink), Subject 2 (orange), Subject 3 (yellow), and Subject 4 (green). Each day is a blank box. There is a 'TO PREP' section at the bottom right.

Horizontal Days / 4 Subjects / Unlined

A lesson plan page with a header for the week of Monday, 7/3 to Friday, 7/21. The page is divided into two columns for days and a 'TO DO' section on the right. The left column is for seven subjects: Subject 1 (pink), Subject 2 (orange), Subject 3 (yellow), Subject 4 (green), Subject 5 (blue), Subject 6 (purple), and Subject 7 (brown). Each day has horizontal lines for notes. There is a 'TO PREP' section at the bottom right.

Horizontal Days / 7 Subjects / Lined

A lesson plan page with a header for the week of Monday, 7/3 to Friday, 7/21. The page is divided into two columns for days and a 'TO DO' section on the right. The left column is for seven subjects: Subject 1 (pink), Subject 2 (orange), Subject 3 (yellow), Subject 4 (green), Subject 5 (blue), Subject 6 (purple), and Subject 7 (brown). Each day is a blank box. There is a 'TO PREP' section at the bottom right.

Horizontal Days / 7 Subjects / Unlined



# Did we mention... plan how you like to?

## WEEK AT A GLANCE

Week:	To Do:
Sunday	
Monday	
Tuesday	
Wednesday	
Thursday	
Friday	
Saturday	

Coming Up:

## AUG AT A GLANCE

August 2026							To Do:		
S	M	T	W	T	F	S			
						1			
2	3	4	5	6	7	8			
9	10	11	12	13	14	15			
16	17	18	19	20	21	22			
23	30	24	31	25	26	27	28	29	

Week 1	Week 2
<input type="checkbox"/>	<input type="checkbox"/>
<input type="checkbox"/>	<input type="checkbox"/>
<input type="checkbox"/>	<input type="checkbox"/>

Week 3	Week 4
<input type="checkbox"/>	<input type="checkbox"/>
<input type="checkbox"/>	<input type="checkbox"/>
<input type="checkbox"/>	<input type="checkbox"/>

Coming Up:

## Curriculum maps by...

**CURRICULUM MAP** July August


November December


March April


**2023 - 2024** September October


January February


May June


**CURRICULUM MAP**


year

**CURRICULUM MAP**

Week 1	Week 2	Week 3
Week 7	Week 8	Week 9
Week 13	Week 14	Week 15

**FIRST SEMESTER**

Week 4	Week 5	Week 6
Week 10	Week 11	Week 12

**FIRST TRIMESTER**

Week 4	Week 5	Week 6
Week 10	Week 11	Week 12

**CURRICULUM MAP**

Week 14	Week 15	Week 16
Week 20	Week 21	Week 22

semester

trimester

**CURRICULUM MAP** 1<sup>st</sup> Quarter

Week 1	Week 2	Week 3
Week 4	Week 5	Week 6
Week 7	Week 8	Week 9

**CURRICULUM MAP** 2<sup>nd</sup> Quarter

Week 10	Week 11	Week 12
Week 13	Week 14	Week 15
Week 16	Week 17	Week 18

quarter

Like to lay out your plans with a **week at-a-glance** or **month at-a-glance**?  
You're covered, friend!



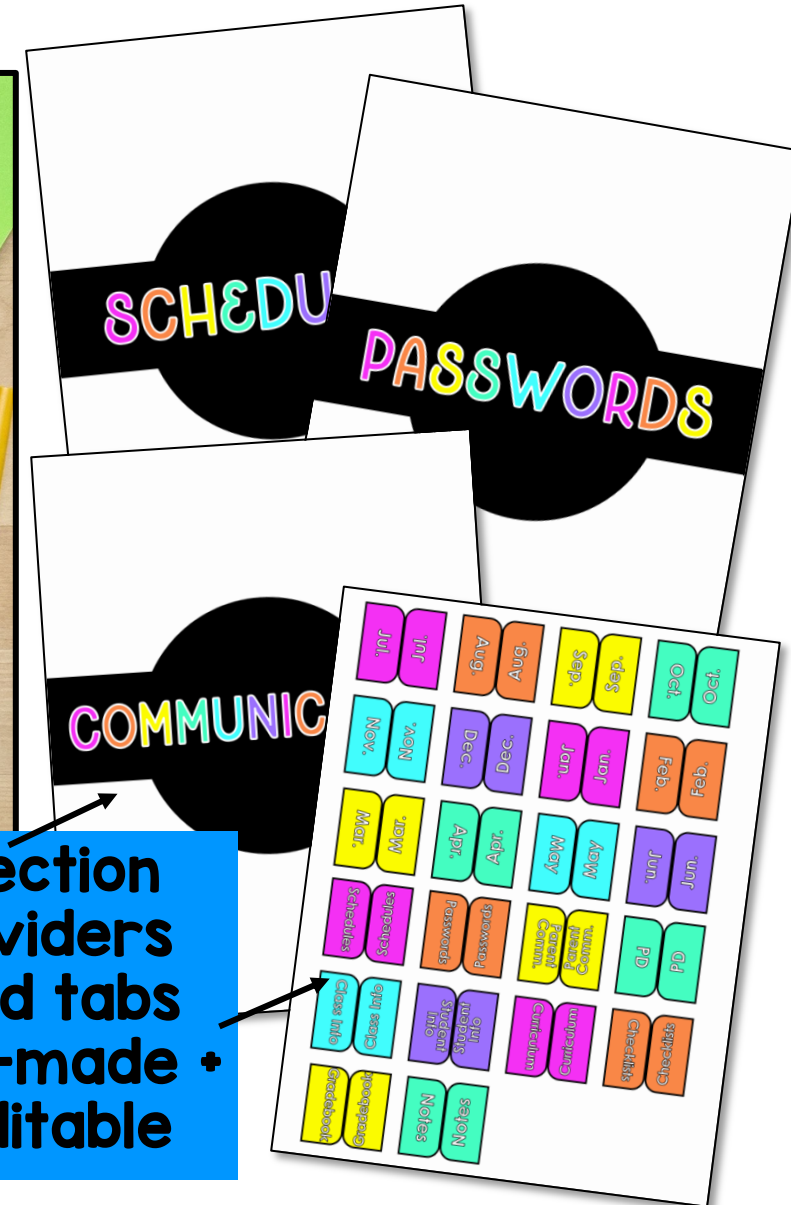
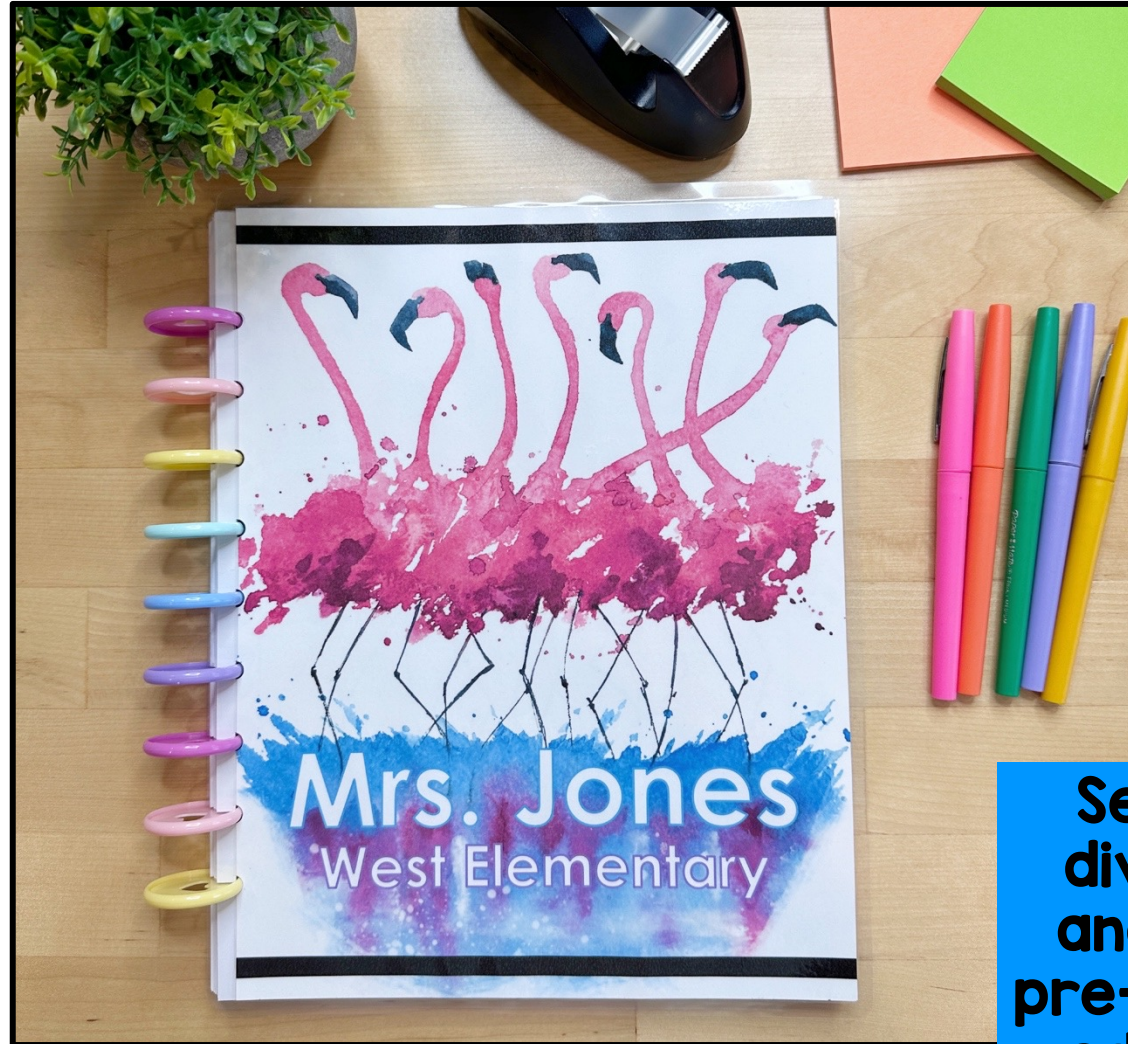
# Then... Put it together how you like!

**disc-bound  
system**

**binder**

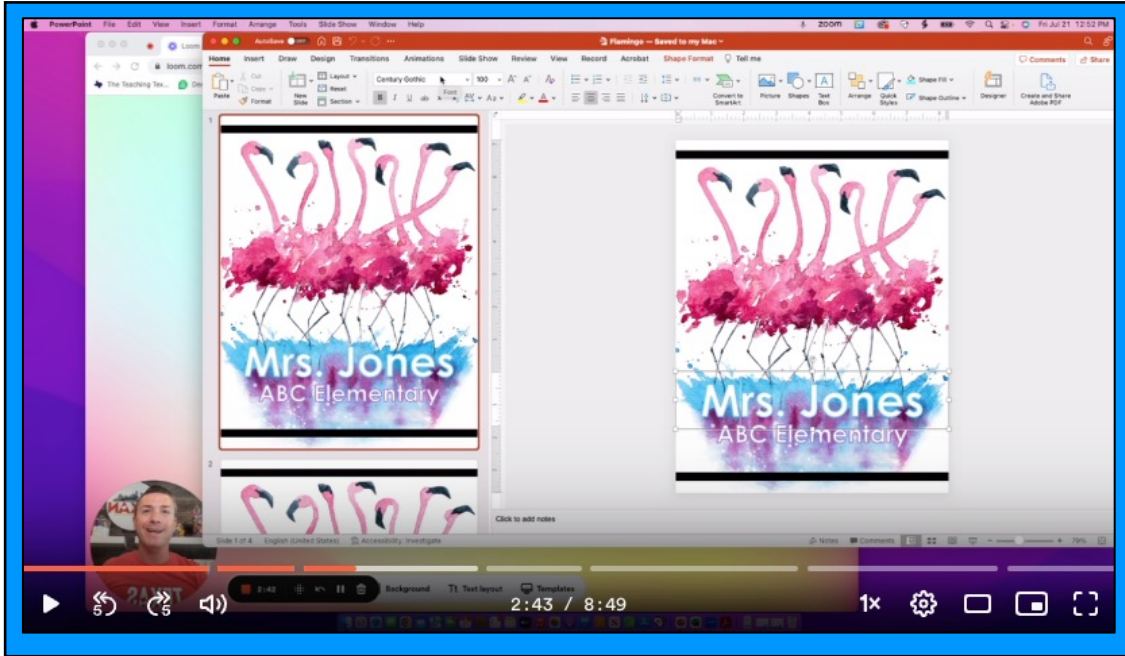
**spiral  
binding**

**loose  
leaf**



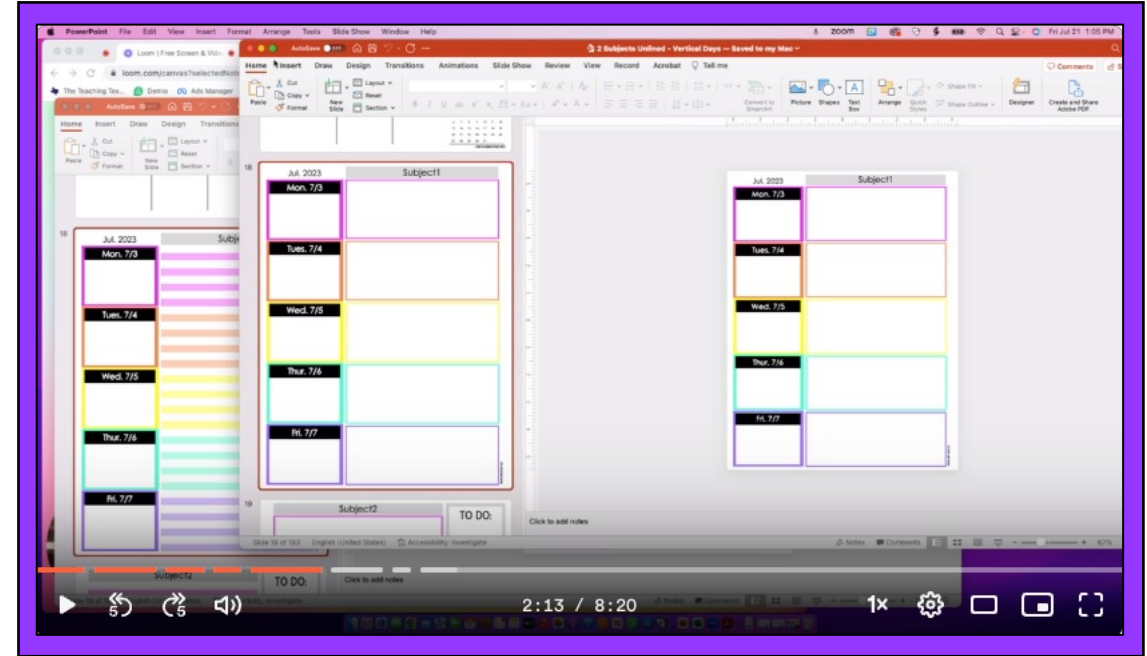
# Need help setting up your planner to print?

We've got you covered with **5 tutorial videos included.**

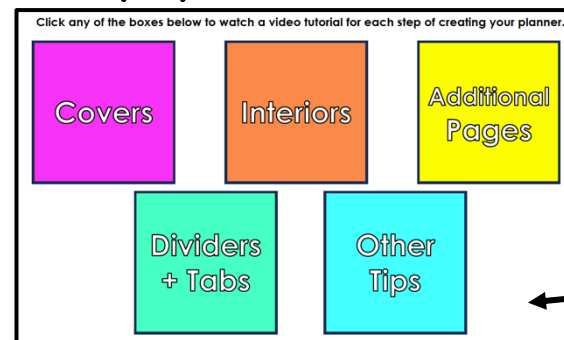


Each video tutorial walks you step-by-step through personalizing and printing your planner right on screen so you can see exactly what to do!

Take the guesswork out of creating a planner that works for you!



You'll also learn best practices for printing, paper to use for each step and more!



Say hello to your personal how-to video library!